

2022

THE SPANISH JUDICIARY IN FIGURES 2022

JUDICIAL STATISTICS



GENERAL COUNCIL OF THE JUDICIARY
www.poderjudicial.es



Published by
GENERAL COUNCIL OF THE JUDICIARY
C/ Marqués de la Ensenada, 8 – 28004 Madrid (Spain)



SUMMARY

| | |
|--|-----------|
| STRUCTURE AND RESOURCES | 5 |
| NUMBER OF JUDICIAL DISTRICTS | 6 |
| SINGLE JUDGE COURTS | 7 |
| COLLEGIATE BODIES | 8 |
| MEMBERS OF THE JUDICIARY | 9 |
| MEMBERS OF THE JUDICIARY PER 100.000 INHABITANTS | 10 |
| PERCENTAGE OF JUDGES AND SENIOR JUDGES IN THE H.C.J..... | 10 |
| MAGISTRATES AND JUDGES IN-ACTIVE | 11 |
| AGE PYRAMID JUDGES AND MAGISTRATES AT JANUARY 1, 2022 | 11 |
| PROVINCIAL COURTS AND HIGH COURTS OF JUSTICE CHAMBERS PRESIDENTS | 12 |
| JUSTICES OF PEACE BODIES | 13 |
| STAFF PUBLIC PROSECUTORS | 14 |
| STAFF COURT CLERKS | 15 |
| STAFF DIGESTS | 15 |
| OFFICERS OF COURTS STAFF | 16 |
| OFFICERS OF COURTS STAFF IN PROSECUTOR OFFICES | 17 |
| CENSUS OF LAWYERS AND SOLICITORS | 20 |
| SOCIAL GRADUATES | 22 |
| STATE LEGAL SERVICE | 23 |
| LAND CHARGE AND COMMERCIAL REGISTRARS | 24 |
| NOTARIES IN-ACTIVE | 25 |
| COURT SYSTEM BUDGET | 26 |
| COMPENSATION OF USERS FOR JUDICIAL DYSFUNCTION | 27 |
| INCOMING ASSENT LIABILITY CASES | 28 |
| LEGAL AID | 28 |
| JUDICIAL ACCOUNT | 29 |
| PAYMENTS FOR SALARIES PROCESSED CHARGED TO THE STATE..... | 30 |
| FINES COLLECTED..... | 31 |
| COURT FEES | 32 |
| PERSONNEL TURNOVER | 33 |
| WORKLAND AND RESOLVED CASES | 36 |
| CASES HANDLED | 37 |
| RATES..... | 42 |
| EVOLUTION 2021/2022 | 44 |

| | |
|--|------------|
| TIME SERIES | 46 |
| HIGH COURTS OF JUSTICE DATA | 53 |
| REQUEST LETTERS/COMMON OFFICES | 61 |
| INFORMATION REQUESTS ON PNJ NETWORK | 62 |
| PRACTICED NOTICES THROUGH Lexnet | 63 |
| NUMBER OF CONVICTS AT 31 ST DECEMBER 2022 | 64 |
| IMPORTANT CASES HANDLING | 65 |
| PAYMENT PROCEEDINGS | 66 |
| DIVORCES AND SEPARATIONS | 67 |
| AMENDMENT OF MEASURES | 67 |
| NON-CONTENTIOUS PROCEEDINGS | 68 |
| BANKRUPTCY PROCEEDINGS | 69 |
| FAST TRIALS FOR CRIMINAL PROCEDURES | 71 |
| JURY TRIALS | 72 |
| IMMIGRATION | 73 |
| DOMESTIC VIOLENCE | 74 |
| VIOLENCE AGAINST WOMEN | 76 |
| RESOLVED CASES IN LABOR COURTS | 79 |
| JUDICIAL AUCTIONS | 80 |
| INCOMING NULLITY SUITS | 81 |
| LEGAL PROTECTION APPEALS LODGED BEFORE THE CONSTITUTIONAL COURT | 81 |
| PRELIMINARY RULING SUBMITS TO THE COURT OF JUSTICE OF THE E.U. | 82 |
| INTERNATIONAL REQUEST OF JUDICIAL COOPERATION. CIVIL BODIES | 83 |
| INTERNATIONAL REQUEST OF JUDICIAL COOPERATION. CRIMINAL BODIES ... | 83 |
| EXTRADITIONS REQUESTS | 83 |
| INSTRUMENTS FOR MUTUAL RECOGNITION OF JUDICIAL DECISIONS THROUGHOUT THE EU | 84 |
| SPECIAL INVESTIGATION INSTRUMENTS OF COOPERATION WITH FOREIGNERS AUTHORITIES | 84 |
| EXTRADITIONS SENDING TO OTHER COUNTRIES | 84 |
| INTERNATIONAL REQUEST OF JUDICIAL CO-OPERATION TRANSMITTED BY OTHER COUNTRIES | 84 |
| JUSTICES OF PEACE DATA. 2022 | 86 |
| CONCILIATION PROCEEDINGS | 87 |
| LABOR ARBITRATION | 88 |
| THE QUALITY OF THE COURT SYSTEM | 89 |
| JUDGMENTS BY TYPE OF JUDGE | 90 |
| COURTS OF APPEAL | 94 |
| ESTIMATED LENGTH OF PROCEEDINGS | 99 |
| AVERAGE TIME OF PROCEEDINGS PENDING AT THE END OF THE YEAR | 105 |
| OFFICIAL COMPLAINTS | 111 |

KEY INDICATORS.....117

PRESENTATION

As part of its policy of transparency, the General Council of the Judiciary (GCJ), has taken, for another year, the step of compiling “The Spanish Judiciary in figures”, which sets out the key statistics for 2022 describing quantitatively the Spanish Court system.

The full document may be accessed at www.poderjudicial.es/Temas/Estadistica-Judicial, in Statistics National Plan section, origin of data for this publication, where there is also available the complementary and most updated information.

Queries, comments and additional requests for information can be directed to the email estadistica.judicial@cgpj.es.

We would like to thank the judicial bodies cooperation, who are responsible the most of information, as well as the rest of government bodies and institutions providing the information to the Judicial Statistics National Plan.



STRUCTURE AND RESOURCES



NUMBER OF JUDICIAL DISTRICTS ¹

| | |
|-----------------------------|------------|
| Andalucía | 85 |
| Aragón | 16 |
| Asturias, Principado de | 18 |
| Balears, Illes | 6 |
| Canarias | 19 |
| Cantabria | 8 |
| Castilla y León | 41 |
| Castilla - La Mancha | 31 |
| Cataluña | 49 |
| Comunitat Valenciana | 36 |
| Extremadura | 21 |
| Galicia | 45 |
| Madrid, Comunidad de | 21 |
| Murcia, Región de | 11 |
| Navarra, Comunidad Foral de | 5 |
| País Vasco | 14 |
| Rioja, La | 3 |
| Ceuta | 1 |
| Melilla | 1 |
| TOTAL | 431 |

¹ Data as at January 1, 2022

SINGLE JUDGE COURTS ²

| | |
|---|--------------|
| Exclusive Dean's Offices | 11 |
| Civil: | |
| Courts of First Instance | 709 |
| Family Courts of First Instance | 130 |
| Mortgage Courts of First Instance | 26 |
| Wardship Courts of First instance | 20 |
| Findings and arbitration Courts of First instance | 1 |
| Commercial Courts | 96 |
| Exclusive Public Registries | 26 |
| Central Public Registry | 2 |
| TOTAL | 1.010 |
| Criminal: | |
| Magistrates' Courts | 502 |
| Violence against women Courts | 108 |
| Prison Supervisory Courts | 51 |
| Criminal Courts | 347 |
| Violence against women Criminal Courts | 32 |
| Criminal of enforcement Courts | 17 |
| Juveniles Courts | 80 |
| Juveniles of enforcement Courts | 1 |
| Central Inquiry Courts | 6 |
| Central Criminal Courts | 1 |
| Central Juvenile Courts | 1 |
| Central Prison Supervisory Courts | 1 |
| TOTAL | 1.147 |
| Mixed Civil and Criminal: | |
| Courts of First Instance and Magistrates | 1.077 |
| TOTAL | 1.077 |
| Administrative: | |
| Administrative Courts | 230 |
| Central Administrative Courts | 12 |
| TOTAL | 242 |
| Labor: | |
| Labor Courts | 382 |
| Labor of enforcement Courts | 4 |
| TOTAL | 386 |
| Overall Total | 3.873 |

² Source: CGPJ. Data as at January 1, 2022

COLLEGIATE BODIES ³

| | |
|---|------------|
| Civil: | |
| Provincial courts. Civil Chamber | 105 |
| Supreme Court 1 st . Chamber | 1 |
| TOTAL | 106 |
| Criminal: | |
| Provincial courts. Criminal Chamber | 105 |
| National High Court. Criminal Chamber | 4 |
| Supreme Court 2 nd . Chamber | 1 |
| TOTAL | 110 |
| Mixed Civil and Criminal: | |
| Provincial Courts. Mixed Divisions | 23 |
| H.C.J. Civil and Criminal Chamber | 17 |
| TOTAL | 40 |
| Administrative: | |
| H.C.J. Contentious Administrative Chamber | 21 |
| National High Court. Contentious Administrative Chamber | 8 |
| Supreme Court 3 rd . Chamber | 1 |
| TOTAL | 30 |
| Labor: | |
| H.C.J. Labor Chamber | 21 |
| National High Court. Labor Chamber | 1 |
| Supreme Court 4 th . Chamber | 1 |
| TOTAL | 23 |
| Military: | |
| Supreme Court 5 th . Chamber | 1 |
| Supreme Court Special Chambers | |
| Supreme Court Special Chambers | 1 |
| National High Court. Appeal Chamber | |
| National High Court. Appeal Chamber | 1 |
| OVERALL TOTAL | 312 |

³ Source: CGPJ. Data as at January 1, 2022

MEMBERS OF THE JUDICIARY ⁴

| | Exclusive Dean's Offices and President N.C. | Civil and Criminal | Administrative | Labor | Military | Judges for a judicial area | TOTAL |
|--|---|--------------------|----------------|------------|----------|-------------------------------|--------------|
| Andalucía | 2 | 769 | 95 | 91 | 0 | 57 | 1.014 |
| Aragón | 1 | 120 | 14 | 14 | 0 | 3 | 152 |
| Asturias, Principado | 0 | 113 | 16 | 25 | 0 | 3 | 157 |
| Balears, Illes | 1 | 118 | 8 | 11 | 0 | 5 | 143 |
| Canarias | 2 | 212 | 23 | 34 | 0 | 14 | 285 |
| Cantabria | 0 | 61 | 7 | 10 | 0 | 3 | 81 |
| Castilla y León | 0 | 246 | 33 | 35 | 0 | 8 | 322 |
| Castilla - La Mancha | 0 | 162 | 18 | 20 | 0 | 9 | 209 |
| Cataluña | 1 | 681 | 49 | 84 | 0 | 34 | 849 |
| Comunitat Valenciana | 2 | 474 | 40 | 48 | 0 | 19 | 583 |
| Extremadura | 0 | 94 | 12 | 11 | 0 | 5 | 122 |
| Galicia | 0 | 266 | 35 | 50 | 0 | 9 | 360 |
| Madrid, Comunitat | 1 | 583 | 84 | 71 | 0 | 29 | 768 |
| Murcia, Region de | 0 | 126 | 16 | 16 | 0 | 8 | 166 |
| Navarra, C. Foral de | 0 | 53 | 9 | 6 | 0 | 3 | 71 |
| País Vasco | 1 | 175 | 24 | 31 | 0 | 10 | 241 |
| Rioja (La) | 0 | 28 | 4 | 5 | 0 | 2 | 39 |
| State: Supreme Court and National High Court | 1 | 55 | 86 | 16 | 8 | 0 | 166 |
| TOTAL | 12 | 4.336 | 573 | 578 | 8 | 221 | 5.728 |

⁴ Source: General Council of Judiciary. Judges and Senior Judges are sitting in Courts. Data as at January 1, 2022

MEMBERS OF THE JUDICIARY PER 100.000 INHABITANTS ⁵

| | |
|-----------------------------|-------------|
| Andalucía | 11,7 |
| Aragón | 11,5 |
| Asturias, Principado de | 15,6 |
| Balears, Illes | 12,2 |
| Canarias | 13,1 |
| Cantabria | 13,8 |
| Castilla y León | 13,6 |
| Castilla - La Mancha | 10,2 |
| Cataluña | 10,9 |
| Comunitat Valenciana | 11,4 |
| Extremadura | 11,6 |
| Galicia | 13,4 |
| Madrid, Comunidad de | 11,4 |
| Murcia, Región de | 10,8 |
| Navarra, Comunidad Foral de | 10,7 |
| País Vasco | 10,9 |
| Rioja, La | 12,1 |
| SPAIN | 11,7 |

PERCENTAGE OF JUDGES AND SENIOR JUDGES IN THE H.C.J

| | Civil and Criminal ⁶ | Contentious-Admve. | Labor | Judges for a judicial area and attached like supplementary | TOTAL ⁷ |
|-------------------------|---------------------------------|--------------------|-------|--|--------------------|
| Andalucía | 18,0% | 19,5% | 16,2% | 25,8% | 18,2% |
| Aragón | 2,8% | 2,9% | 2,5% | 1,4% | 2,7% |
| Asturias, Principado de | 2,6% | 3,3% | 4,4% | 1,4% | 2,8% |
| Balears, Illes | 2,8% | 1,6% | 2,0% | 2,3% | 2,6% |
| Canarias | 5,0% | 4,7% | 6,0% | 6,3% | 5,1% |
| Cantabria | 1,4% | 1,4% | 1,8% | 1,4% | 1,5% |
| Castilla y León | 5,7% | 6,8% | 6,2% | 3,6% | 5,8% |
| Castilla - La Mancha | 3,8% | 3,7% | 3,6% | 4,1% | 3,8% |
| Cataluña | 15,9% | 10,1% | 14,9% | 15,4% | 15,3% |
| Comunitat Valenciana | 11,1% | 8,2% | 8,5% | 8,6% | 10,5% |
| Extremadura | 2,2% | 2,5% | 2,0% | 2,3% | 2,2% |
| Galicia | 6,2% | 7,2% | 8,9% | 4,1% | 6,5% |
| Madrid, Comunidad de | 13,6% | 17,2% | 12,6% | 13,1% | 13,8% |
| Murcia, Region de | 2,9% | 3,3% | 2,8% | 3,6% | 3,0% |
| Navarra, Com. Foral de | 1,2% | 1,8% | 1,1% | 1,4% | 1,3% |
| País Vasco | 4,1% | 4,9% | 5,5% | 4,5% | 4,3% |
| Rioja (La) | 0,7% | 0,8% | 0,9% | 0,9% | 0,7% |

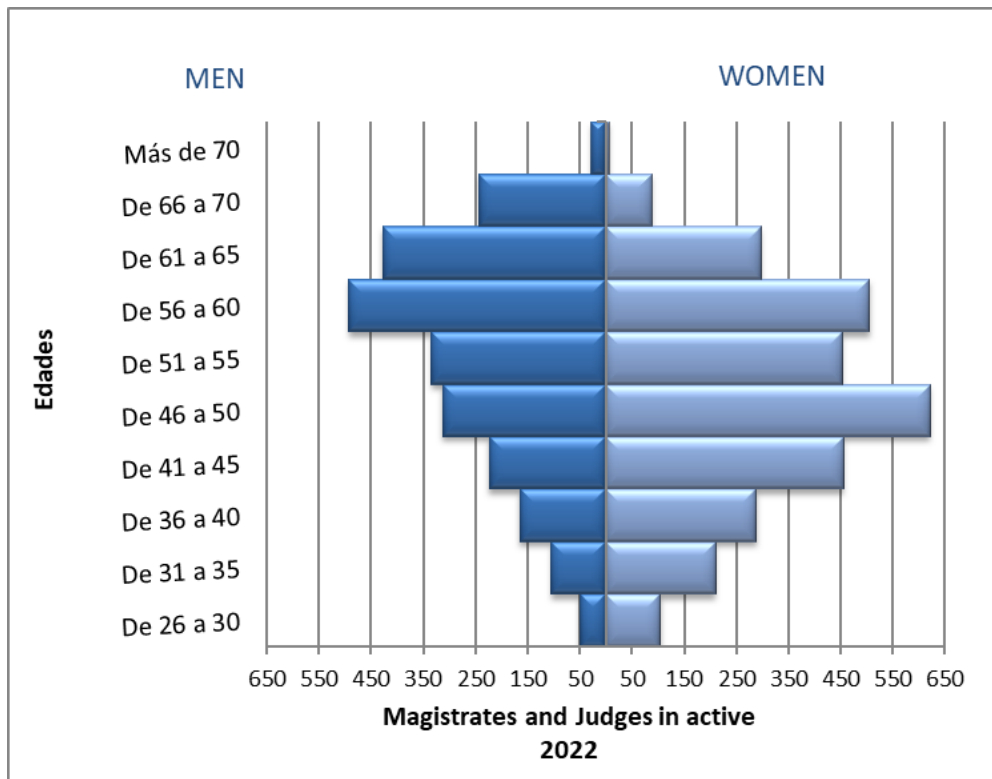
⁵ Source: GCJ. Data as at January 1, 2022. The Supreme Court and the National High Court data are included in the Spain figures. Without them the figure would be **11,6**

⁶ The Judges awaiting allocation to court are included in figures

⁷ The exclusive Deans are including

MAGISTRATES AND JUDGES IN-ACTIVE

AGE PYRAMID JUDGES AND MAGISTRATES AT JANUARY 1, 2022



MAGISTRATES AND JUDGES IN-ACTIVE

| | Age Range | | | | | | Total | Age average | Seniority average |
|--------------|------------|------------|--------------|--------------|--------------|------------|--------------|-------------|-------------------|
| | 20 to 30 | 31 to 40 | 41 to 50 | 51 to 60 | 61 to 70 | 71 or more | | | |
| Women | 105 | 498 | 1.076 | 958 | 385 | 7 | 3.029 | 49,6 | 18,8 |
| Men | 50 | 269 | 536 | 827 | 669 | 28 | 2.379 | 54,1 | 22,7 |
| TOTAL | 155 | 767 | 1.612 | 1.785 | 1.054 | 35 | 5.408 | 51,6 | 20,5 |

PROVINCIAL COURTS AND HIGH COURTS OF JUSTICE CHAMBERS PRESIDENTS⁸

| Presidents | Number | | | % Women | Age Average | | | Seniority Average | | |
|--|--------|-----|-------|---------|-------------|-----|-------|-------------------|-----|-------|
| | Women | Men | Total | | Women | Men | Total | Women | Men | Total |
| Provincial Courts | 8 | 34 | 42 | 19,0% | 59 | 60 | 60 | 30 | 32 | 32 |
| High Courts of Justice | | | | | | | | | | |
| H.C.J. Civil and Criminal Chamber | 4 | 16 | 20 | 20,0% | 63 | 61 | 62 | 37 | 34 | 35 |
| H.C.J. Contentious Administrative Chamber | 6 | 13 | 19 | 31,6% | 60 | 61 | 60 | 34 | 32 | 33 |
| H.C.J. Labor Chamber | 10 | 10 | 20 | 50,0% | 63 | 62 | 63 | 34 | 32 | 33 |

Supreme Court Magistrates

| Number | | | % Women | Age Average | | | Seniority Average | | |
|--------|-----|-------|---------|-------------|------|-------|-------------------|------|-------|
| Women | Men | Total | | Women | Men | Total | Women | Men | Total |
| 15 | 53 | 68 | 28,3% | 64,4 | 64,6 | 64,6 | 33,3 | 33,4 | 33,4 |

⁸ Fuente: General Council of the Judiciary. Data as at January 1, 2022

JUSTICES OF PEACE BODIES ⁹

| | |
|-----------------------------|--------------|
| Andalucía | 700 |
| Aragón | 715 |
| Asturias, Principado de | 60 |
| Balears, Illes | 61 |
| Canarias | 69 |
| Cantabria | 94 |
| Castilla y León | 2.207 |
| Castilla - La Mancha | 888 |
| Cataluña | 898 |
| Comunitat Valenciana | 506 |
| Extremadura | 367 |
| Galicia | 268 |
| Madrid, Comunidad de | 158 |
| Murcia, Región de | 34 |
| Navarra, Comunidad Foral de | 267 |
| País Vasco | 237 |
| Rioja (La) | 171 |
| SPAIN | 7.700 |

⁹ Source: CGPJ. Data as at January 1, 2022

STAFF PUBLIC PROSECUTORS ¹⁰

| | Chief Prosecutors | Prosecutors | Prosecuting Lawyers | Total |
|---|-------------------|--------------|---------------------|--------------|
| Central bodies | 26 | 149 | 0 | 175 |
| Public Prosecutor's office | 12 | 39 | 0 | 51 |
| Public Prosecutors in High Court of Justice | 9 | 40 | 0 | 49 |
| Public Prosecutors in Constitutional Court | 1 | 8 | 0 | 9 |
| Public Prosecutors in Court of Auditors | 1 | 5 | 0 | 6 |
| Public Prosecutors in National High Court | 1 | 16 | 0 | 17 |
| Special Prosecutors for the prevention and repression of illegal drug trafficking | 1 | 13 | 0 | 14 |
| Special Prosecutors Anti-corruption and against Organised Crime | 1 | 28 | 0 | 29 |
| High Courts of Justice of Regions | 0 | 1.740 | 638 | 2.378 |
| Andalucía | 0 | 324 | 137 | 461 |
| Aragón | 0 | 47 | 14 | 61 |
| Asturias, Principado de | 0 | 36 | 15 | 51 |
| Balears, Illes | 0 | 45 | 19 | 64 |
| Canarias | 0 | 93 | 31 | 124 |
| Cantabria | 0 | 20 | 8 | 28 |
| Castilla y León | 0 | 88 | 40 | 128 |
| Castilla - La Mancha | 0 | 62 | 26 | 88 |
| Cataluña | 0 | 306 | 91 | 397 |
| Comunitat Valenciana | 0 | 200 | 66 | 266 |
| Extremadura | 0 | 37 | 20 | 57 |
| Galicia | 0 | 101 | 46 | 147 |
| Madrid, Comunidad de | 0 | 243 | 69 | 312 |
| Murcia, Región de | 0 | 47 | 15 | 62 |
| Navarra, Comunidad Foral de | 0 | 16 | 5 | 21 |
| País Vasco | 0 | 64 | 33 | 97 |
| Rioja | 0 | 11 | 3 | 14 |
| TOTAL | 26 | 1.889 | 638 | 2.553 |

¹⁰ Source: Public Prosecutor office. Data as at January 1, 2022

STAFF COURT CLERKS ¹¹

| | Regular Staff | Personnel |
|--------------------------|---------------|--------------|
| Andalucía | 753 | 622 |
| Aragón | 121 | 97 |
| Asturias, Principado de | 118 | 103 |
| Balears, Illes | 111 | 70 |
| Canarias | 221 | 162 |
| Cantabria | 62 | 57 |
| Castilla y León | 260 | 224 |
| Castilla - La Mancha | 169 | 123 |
| Cataluña | 666 | 448 |
| Comunitat Valenciana | 462 | 389 |
| Extremadura | 99 | 75 |
| Galicia | 281 | 233 |
| Madrid, Comunidad de | 571 | 517 |
| Murcia, Región de | 129 | 111 |
| Navarra, Comunidad Foral | 51 | 46 |
| País Vasco | 191 | 160 |
| Rioja, La | 31 | 27 |
| Ceuta | 16 | 9 |
| Melilla | 12 | 10 |
| Central Bodies | 65 | 60 |
| TOTAL | 4.389 | 3.543 |

STAFF DIGESTS

| | Judges | Public Prosecutors | Court Clerks | Ratio Judge/ Public Prosecutor | Ratio Judge/ Court Clerk |
|---------------------|--------------|--------------------|--------------|-----------------------------------|-----------------------------|
| Andalucía | 1.014 | 461 | 781 | 2,2 | 1,3 |
| Aragón | 152 | 61 | 121 | 2,5 | 1,3 |
| Asturias, Ppado. | 157 | 51 | 118 | 3,1 | 1,3 |
| Balears, Illes | 143 | 64 | 111 | 2,2 | 1,3 |
| Canarias | 285 | 124 | 221 | 2,3 | 1,3 |
| Cantabria | 81 | 28 | 62 | 2,9 | 1,3 |
| Castilla y León | 322 | 128 | 260 | 2,5 | 1,2 |
| Castilla. La Mancha | 209 | 88 | 169 | 2,4 | 1,2 |
| Cataluña | 849 | 397 | 666 | 2,1 | 1,3 |
| Com. Valenciana | 583 | 266 | 462 | 2,2 | 1,3 |
| Extremadura | 122 | 57 | 99 | 2,1 | 1,2 |
| Galicia | 360 | 147 | 281 | 2,4 | 1,3 |
| Madrid, Com. de | 768 | 312 | 571 | 2,5 | 1,3 |
| Murcia, Región de | 166 | 62 | 129 | 2,7 | 1,3 |
| Navarra, C. Foral | 71 | 21 | 51 | 3,4 | 1,4 |
| País Vasco | 241 | 97 | 191 | 2,5 | 1,3 |
| Rioja, La | 39 | 14 | 31 | 2,8 | 1,3 |
| Central Bodies | 166 | 175 | 65 | 0,9 | 2,6 |
| TOTAL | 5.728 | 2.553 | 4.389 | 2,2 | 1,3 |

¹¹ Source: Ministry of Justice. Data as at January 1, 2022.

OFFICERS OF COURTS STAFF ¹²

Including: Courts, Senior Court Offices and Common Offices

| | Judicial Management | Judicial Processing | Judicial Assistance | Total |
|-----------------------------|---------------------|---------------------|---------------------|---------------|
| Andalucía | 2.146 | 3.410 | 1.440 | 6.996 |
| Aragón | 303 | 485 | 224 | 1.012 |
| Asturias, Principado de | 310 | 534 | 221 | 1065 |
| Balears, Illes | 302 | 514 | 202 | 1.018 |
| Canarias | 596 | 1.142 | 477 | 2.215 |
| Cantabria | 163 | 269 | 108 | 540 |
| Castilla y León | 643 | 1.103 | 444 | 2190 |
| Castilla - La Mancha | 409 | 728 | 270 | 1.407 |
| Cataluña | 2.068 | 3.071 | 1.302 | 6.441 |
| Comunitat Valenciana | 1.390 | 2.163 | 823 | 4.376 |
| Extremadura | 234 | 397 | 169 | 800 |
| Galicia | 684 | 1.107 | 477 | 2.268 |
| Madrid, Comunidad de | 2.077 | 3.002 | 1.138 | 6.217 |
| Murcia, Región de | 343 | 585 | 237 | 1.165 |
| Navarra, Comunidad Foral de | 145 | 216 | 93 | 454 |
| País Vasco | 552 | 910 | 357 | 1.819 |
| Rioja, La | 68 | 139 | 57 | 264 |
| Ceuta | 44 | 67 | 27 | 138 |
| Melilla | 39 | 81 | 27 | 147 |
| Central Bodies | 256 | 567 | 128 | 951 |
| TOTAL | 12.772 | 20.490 | 8.221 | 41.483 |

¹² Source: Ministry of Justice. Data as at January 1, 2022

OFFICERS OF COURTS STAFF IN PROSECUTOR OFFICES ¹³

| | Judicial Management | Judicial Processing | Judicial Assistance | Total |
|-----------------------------|---------------------|---------------------|---------------------|--------------|
| Andalucía | 66 | 251 | 62 | 379 |
| Aragón | 8 | 27 | 13 | 48 |
| Asturias, Principado de | 6 | 32 | 8 | 46 |
| Balears, Illes | 9 | 35 | 12 | 56 |
| Canarias | 16 | 70 | 20 | 106 |
| Cantabria | 4 | 21 | 6 | 31 |
| Castilla y León | 18 | 80 | 37 | 135 |
| Castilla - La Mancha | 13 | 51 | 22 | 86 |
| Cataluña | 64 | 251 | 77 | 392 |
| Comunitat Valenciana | 22 | 141 | 29 | 192 |
| Extremadura | 8 | 32 | 12 | 52 |
| Galicia | 18 | 95 | 19 | 132 |
| Madrid, Comunidad de | 54 | 194 | 46 | 294 |
| Murcia, Región de | 4 | 30 | 8 | 42 |
| Navarra, Comunidad Foral de | 3 | 14 | 5 | 22 |
| País Vasco | 19 | 57 | 15 | 91 |
| Rioja, La | 4 | 7 | 3 | 14 |
| Ceuta | 1 | 4 | 3 | 8 |
| Melilla | 2 | 5 | 2 | 9 |
| Central Bodies | 28 | 114 | 35 | 177 |
| TOTAL | 367 | 1511 | 434 | 2.312 |

¹³ Source: Ministry of Justice. Data as at January 1, 2022.

OFFICERS OF COURTS STAFF IN JUSTICES OF PEACE BODIES AND JUSTICES OF PEACE GROUPS ¹⁴

| | Judicial Management | Judicial Processing | Judicial Assistance | Total |
|-------------------------|------------------------|------------------------|------------------------|--------------|
| Andalucía | 209 | 22 | 141 | 372 |
| Aragón | 29 | 4 | 27 | 60 |
| Asturias, Principado de | 33 | 8 | 25 | 66 |
| Balears, Illes | 32 | 4 | 20 | 56 |
| Canarias | 45 | 23 | 36 | 104 |
| Cantabria | 26 | 1 | 24 | 51 |
| Castilla y León | 165 | 5 | 159 | 329 |
| Castilla-La Mancha | 120 | 3 | 108 | 231 |
| Cataluña | 229 | 46 | 167 | 442 |
| Comunitat Valenciana | 5 | | 5 | 10 |
| Extremadura | 65 | 0 | 64 | 129 |
| Galicia | 103 | 8 | 67 | 178 |
| Madrid, Comunidad de | 60 | 25 | 31 | 116 |
| Murcia, Región de | 38 | 10 | 24 | 72 |
| Navarra, C. Foral de | 34 | 0 | 31 | 65 |
| País Vasco | 96 | 12 | 66 | 174 |
| Rioja, La | 13 | 4 | 9 | 26 |
| TOTAL | 1.302 | 175 | 1.004 | 2.481 |

OFFICERS OF COURTS STAFF IN EXCLUSIVE PUBLIC REGISTRIES

| | Judicial Management | Judicial Processing | Judicial Assistance | Total |
|----------------------|------------------------|------------------------|------------------------|------------|
| Andalucía | 17 | 40 | 8 | 65 |
| Aragón | 7 | 17 | 3 | 27 |
| Balears, Illes | 8 | 20 | 4 | 32 |
| Canarias | 10 | 22 | 5 | 37 |
| Castilla y León | 5 | 8 | 2 | 15 |
| Cataluña | 20 | 67 | 10 | 97 |
| Comunitat Valenciana | 29 | 55 | 10 | 94 |
| Galicia | 10 | 20 | 4 | 34 |
| Madrid, Comunidad de | 35 | 139 | 12 | 186 |
| Murcia, Región de | 8 | 11 | 2 | 21 |
| País Vasco | 6 | 14 | 2 | 22 |
| Central Bodies | 13 | 70 | 3 | 86 |
| TOTAL | 168 | 483 | 65 | 716 |

¹⁴ Source: Ministry of Justice. Data as at January 1, 2022.

**OFFICERS OF COURTS STAFF IN LEGAL MEDICINE
INSTITUTES, NATIONAL TOXICOLOGY AND FORENSIC
SCIENCES INSTITUTE ¹⁵**

| | Judicial Management | Judicial Processing | Judicial Assistance | Forensic doctors | Medical practitioners | Technical specialists | Laboratory Assistants | Government officials | Total |
|------------------------------------|------------------------|------------------------|------------------------|---------------------|--------------------------|--------------------------|--------------------------|-------------------------|--------------|
| Andalucía | 1 | 42 | 24 | 189 | 0 | 0 | 1 | 0 | 257 |
| Aragón | 1 | 6 | 6 | 32 | 1 | 1 | 2 | 0 | 49 |
| Asturias, Principado de | 1 | 5 | 3 | 22 | 0 | 0 | 0 | 0 | 31 |
| Balears, Illes | 1 | 6 | 3 | 25 | 1 | 0 | 2 | 0 | 38 |
| Canarias | 0 | 5 | 6 | 48 | 0 | 0 | 0 | 0 | 59 |
| Cantabria | 1 | 3 | 1 | 15 | 0 | 0 | 0 | 0 | 20 |
| Castilla y León | 3 | 13 | 10 | 66 | 0 | 0 | 0 | 0 | 92 |
| Castilla - La Mancha | 2 | 9 | 5 | 50 | 1 | 1 | 0 | 0 | 68 |
| Cataluña | 0 | 28 | 19 | 213 | 0 | 5 | 7 | 0 | 272 |
| Com. Valenciana | 3 | 17 | 6 | 104 | 4 | 0 | 8 | 0 | 142 |
| Extremadura | 1 | 6 | 2 | 29 | 0 | 0 | 0 | 0 | 38 |
| Galicia | 0 | 12 | 7 | 64 | 0 | 0 | 0 | 0 | 83 |
| Madrid (Comunidad de) | 6 | 25 | 13 | 162 | 0 | 5 | 1 | 0 | 212 |
| Murcia, Región | 1 | 6 | 2 | 32 | 1 | 0 | 4 | 0 | 46 |
| Navarra, Com. Foral | 0 | 3 | 1 | 13 | 0 | 0 | 0 | 0 | 17 |
| País Vasco | 3 | 23 | 6 | 56 | 0 | 0 | 0 | 0 | 88 |
| Rioja, La | 1 | 2 | 1 | 8 | 0 | 0 | 0 | 0 | 12 |
| Ceuta | 0 | 1 | 0 | 3 | 0 | 0 | 0 | 0 | 4 |
| Melilla | 0 | 1 | 0 | 3 | 0 | 0 | 0 | 0 | 4 |
| Central Bodies | 10 | 49 | 14 | 12 | 201 | 88 | 94 | 4 | 472 |
| TOTAL | 35 | 262 | 129 | 1.146 | 209 | 100 | 119 | 4 | 2.004 |

**OFFICERS OF COURTS STAFF IN GENERAL JUDICIAL MUTUAL
HEALTH INSURANCE**

| Judicial Management | Judicial Processing | Judicial Assistance | Forensic Doctors | Total |
|------------------------|------------------------|------------------------|---------------------|-------|
| 18 | 85 | 6 | 1 | 110 |

¹⁵ Source: Ministry of Justice. Data as at January 1, 2022.

CENSUS OF LAWYERS AND SOLICITORS ¹⁶

LAWYERS

| | Lawyers residents | Lawyers no residents | Total Lawyers | No practising Lawyers |
|-------------------------|-------------------|----------------------|----------------|-----------------------|
| Andalucía | 23.386 | 383 | 23.769 | 17.391 |
| Aragón | 3.062 | 90 | 3.152 | 1.374 |
| Asturias, Principado de | 3.211 | 120 | 3.331 | 2.420 |
| Balears, Illes | 3.007 | 20 | 3.027 | 1.187 |
| Canarias | 6.834 | 1.028 | 7.862 | 4.178 |
| Cantabria | 1.193 | 24 | 1.217 | 928 |
| Castilla y León | 3.445 | 152 | 3.597 | 2.230 |
| Castilla - La Mancha | 5.135 | 241 | 5.376 | 3.007 |
| Cataluña | 23.958 | 1.443 | 25.401 | 10.792 |
| Comunitat Valenciana | 14.153 | 295 | 14.448 | 7.996 |
| Extremadura | 1.885 | 58 | 1.943 | 735 |
| Galicia | 7.094 | 197 | 7.291 | 4.293 |
| Madrid, Comunidad de | 45.856 | 5.250 | 51.106 | 30.934 |
| Murcia, Region de | 4.076 | 236 | 4.312 | 2.005 |
| Navarra, C. Foral de | 1.304 | 30 | 1.334 | 598 |
| País Vasco | 5.605 | 71 | 5.676 | 2.049 |
| Rioja (La) | 658 | 6 | 664 | 302 |
| Ceuta | 228 | 8 | 236 | 369 |
| Melilla | 224 | 20 | 244 | 95 |
| TOTAL | 154.314 | 9.672 | 163.986 | 92.883 |

SOLICITORS

| | Men | Women | Total |
|-------------------------|--------------|--------------|--------------|
| Andalucía | 662 | 1.298 | 1.960 |
| Aragón | 85 | 212 | 297 |
| Asturias, Principado de | 103 | 218 | 321 |
| Balears, Illes | 61 | 121 | 182 |
| Canarias | 142 | 349 | 491 |
| Cantabria | 50 | 110 | 160 |
| Castilla y León | 135 | 303 | 438 |
| Castilla - La Mancha | 195 | 383 | 578 |
| Cataluña | 339 | 605 | 944 |
| Comunitat Valenciana | 322 | 713 | 1.035 |
| Extremadura | 75 | 166 | 241 |
| Galicia | 214 | 458 | 672 |
| Madrid, Comunidad de | 530 | 993 | 1.523 |
| Murcia, Region de | 114 | 182 | 296 |
| Navarra, Com. Foral de | 32 | 49 | 81 |
| País Vasco | 97 | 222 | 319 |
| Rioja (La) | 13 | 45 | 58 |
| Ceuta | 4 | 8 | 12 |
| Melilla | 2 | 12 | 14 |
| TOTAL | 3.175 | 6.447 | 9.622 |

¹⁶ Sources: General Council of the Bar (data of practising lawyers in residence). General Solicitors Council. Data as at January 1, 2021

| | Lawyers | Solicitors | Ratio lawyers/ solicitors |
|-------------------------|----------------|--------------|------------------------------|
| Andalucía | 23.769 | 1.960 | 12,13 |
| Aragón | 3.152 | 297 | 10,61 |
| Asturias, Principado de | 3.331 | 321 | 10,38 |
| Balears, Illes | 3.027 | 182 | 16,63 |
| Canarias | 7.862 | 491 | 16,01 |
| Cantabria | 1.217 | 160 | 7,61 |
| Castilla y León | 3.597 | 438 | 8,21 |
| Castilla - La Mancha | 5.376 | 578 | 9,30 |
| Cataluña | 25.401 | 944 | 26,91 |
| Comunitat Valenciana | 14.448 | 1.035 | 13,96 |
| Extremadura | 1.943 | 241 | 8,06 |
| Galicia | 7.291 | 672 | 10,85 |
| Madrid, Comunidad de | 51.106 | 1.523 | 33,56 |
| Murcia, Región de | 4.312 | 296 | 14,57 |
| Navarra, Com. Foral de | 1.334 | 81 | 16,47 |
| País Vasco | 5.676 | 319 | 17,79 |
| Rioja, La | 664 | 58 | 11,45 |
| Ceuta | 236 | 12 | 19,67 |
| Melilla | 244 | 14 | 17,43 |
| TOTAL | 163.986 | 9.622 | 17,04 |

| | |
|---|------|
| Ratio Lawyers/Judge | 28,6 |
| Ratio Solicitors/Judge | 1,7 |
| Ratio Lawyers/Public Prosecutor | 64,2 |
| Ratio Solicitors/Public Prosecutor | 3,8 |
| Ratio Lawyers/Court Clerk | 37,4 |
| Ratio Solicitors/Court Clerk | 2,2 |
| Ratio Officer of Courts/Judge | 7,2 |
| Ratio Officer of Courts/Public Prosecutor | 16,2 |
| Ratio Officer of Courts/Court Clerk | 9,5 |

SOCIAL GRADUATES ¹⁷

| | Men | Women | Total |
|-----------------------------|--------------|--------------|---------------|
| Andalucía | 2.087 | 1.401 | 3.488 |
| Aragón | 371 | 324 | 695 |
| Asturias, Principado de | 271 | 346 | 617 |
| Balears, Illes | 295 | 305 | 600 |
| Canarias | 532 | 557 | 1.089 |
| Cantabria | 99 | 88 | 187 |
| Castilla y León | 111 | 89 | 200 |
| Castilla - La Mancha | 430 | 439 | 869 |
| Cataluña | 1.090 | 970 | 2.060 |
| Comunitat Valenciana | 1.129 | 1.324 | 2.453 |
| Extremadura | 125 | 120 | 245 |
| Galicia | 615 | 826 | 1.441 |
| Madrid, Comunidad de | 504 | 440 | 944 |
| Murcia, Región de | 471 | 390 | 861 |
| Navarra, Comunidad Foral de | 140 | 254 | 394 |
| País Vasco | 212 | 278 | 490 |
| Rioja, La | 31 | 41 | 72 |
| TOTAL | 8.513 | 8.192 | 16.705 |

¹⁷ Source: General Council of Official Colleges of Spain Social Graduates. Data as at January 1, 2022. In-active, non-active and honorary members have being included.

STATE LEGAL SERVICE ¹⁸

| | Men | Women | Personnel |
|--|------------|------------|------------|
| Central bodies | 91 | 76 | 167 |
| Unit for European and International Assistance | 6 | 2 | 8 |
| Advisory Services | 1 | 3 | 4 |
| Service in the Contentious matters | 5 | 3 | 8 |
| Contentious matters Service– Civil and Commercial Section. | 2 | 2 | 4 |
| Contentious matters Service–Criminal Section | 2 | 8 | 10 |
| Contentious matters Service–Labor Section | 2 | 2 | 4 |
| Contentious matters Service– Arbitration Section | 2 | 5 | 7 |
| State Legal Service in Ministry of Justice. State Attorney's Cabinet | 0 | 3 | 3 |
| Coordination, Audit and Knowledge Management Service | 0 | 1 | 1 |
| The General Secretariat | 1 | 0 | 1 |
| Constitutional and Human Rights Service | 4 | 1 | 5 |
| State Legal Service to the National High Court | 8 | 9 | 17 |
| State Legal Service to the Administrative Central Courts | 2 | 3 | 5 |
| State Legal Service to the Auditors Court | 1 | 0 | 1 |
| State Legal to the Supreme Court | 8 | 3 | 11 |
| Support Unit | 18 | 3 | 21 |
| State Legal Service to the Ministries | 29 | 28 | 57 |
| Decentralized bodies | 85 | 66 | 151 |
| Total Central and Decentralized bodies | 176 | 142 | 318 |

¹⁸ Source: State Legal Service. Data as at January 1, 2022

LAND CHARGE AND COMMERCIAL REGISTRARS ¹⁹

| | Men | Women | Total | Established posts |
|-------------------------|------------|------------|--------------|-------------------|
| Andalucía | 113 | 84 | 197 | 204 |
| Aragón | 16 | 20 | 36 | 43 |
| Asturias, Principado de | 12 | 9 | 21 | 25 |
| Balears, Illes | 23 | 7 | 30 | 29 |
| Canarias | 28 | 12 | 40 | 40 |
| Cantabria | 6 | 7 | 13 | 14 |
| Castilla y León | 30 | 26 | 56 | 83 |
| Castilla - La Mancha | 36 | 31 | 67 | 61 |
| Cataluña | 87 | 72 | 159 | 155 |
| Comunitat Valenciana | 62 | 81 | 143 | 137 |
| Extremadura | 16 | 11 | 27 | 29 |
| Galicia | 20 | 35 | 55 | 64 |
| Madrid, Comunidad de | 69 | 73 | 142 | 119 |
| Murcia, Región de | 23 | 15 | 38 | 37 |
| Navarra, Com. Foral de | 5 | 9 | 14 | 14 |
| País Vasco | 29 | 14 | 43 | 42 |
| Rioja, La | 3 | 6 | 9 | 11 |
| Ceuta | 1 | 0 | 1 | 1 |
| Melilla | 1 | 0 | 1 | 1 |
| TOTAL | 580 | 512 | 1.092 | 1.109 |

¹⁹ Source: Professional Land charge and Commercial Registrars Associations. Data as at January 1, 2022

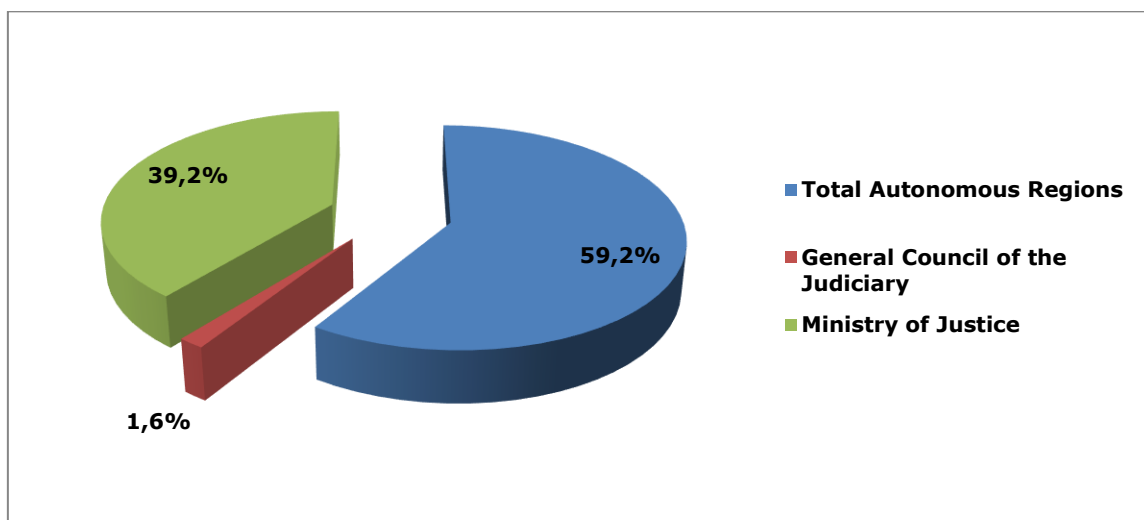
NOTARIES IN-ACTIVE ²⁰

| | Notary's offices | Notaries | Men | Women | Vacant Positions |
|----------------------|------------------|--------------|--------------|------------|------------------|
| Andalucía | 494 | 471 | 297 | 174 | 23 |
| Aragón | 97 | 89 | 51 | 38 | 8 |
| Asturias, Principado | 71 | 61 | 38 | 23 | 10 |
| Balears, Illes | 74 | 72 | 41 | 31 | 2 |
| Canarias | 99 | 95 | 62 | 33 | 4 |
| Cantabria | 40 | 37 | 26 | 11 | 3 |
| Castilla y León | 185 | 160 | 88 | 72 | 25 |
| Castilla - La Mancha | 136 | 122 | 63 | 59 | 14 |
| Cataluña | 493 | 449 | 288 | 161 | 44 |
| Comunitat Valenciana | 349 | 333 | 231 | 102 | 16 |
| Extremadura | 77 | 71 | 42 | 29 | 6 |
| Galicia | 175 | 160 | 105 | 55 | 15 |
| Madrid, Comunidad de | 360 | 330 | 251 | 79 | 30 |
| Murcia, Región de | 84 | 83 | 53 | 30 | 1 |
| Navarra, Com. Foral | 42 | 40 | 26 | 14 | 2 |
| País Vasco | 133 | 126 | 89 | 37 | 7 |
| Rioja, La | 23 | 20 | 14 | 6 | 3 |
| Ceuta | 3 | 3 | 3 | 0 | 0 |
| Melilla | 3 | 3 | 3 | 0 | 0 |
| TOTAL | 2.938 | 2.725 | 1.771 | 954 | 213 |

²⁰ Source: General Council of Notary. Data as at January, 2022

COURT SYSTEM BUDGET ²¹

| | 2021 | 2022 | Evolución 2021/2022 |
|-------------------------------------|----------------------|----------------------|------------------------|
| Andalucía | 526.475.509 | 545.223.372 | 3,6% |
| Aragón | 81.552.168 | 77.796.328 | -4,6% |
| Asturias, Principado de | 61.540.990 | 67.813.819 | 10,2% |
| Canarias | 168.472.282 | 169.198.088 | 0,4% |
| Cantabria | 34.560.810 | 36.026.128 | 4,2% |
| Cataluña | 516.335.790 | 539.693.838 | 4,5% |
| Com. Valenciana | 369.927.110 | 438.338.830 | 18,5% |
| Galicia | 161.278.080 | 162.519.072 | 0,8% |
| Madrid, Comunidad de | 466.016.488 | 493.010.778 | 5,8% |
| Navarra, Com. Foral de | 34.385.553 | 35.478.320 | 3,2% |
| País Vasco | 199.160.914 | 210.032.775 | 5,5% |
| Rioja, La | 21.342.739 | 22.031.923 | 3,2% |
| Total Autonomous Regions | 2.641.048.433 | 2.797.163.271 | 5,9% |
| General Council of the Judiciary | 73.013.820 | 76.065.570 | 4,2% |
| Ministry of Justice | 1.832.645.880 | 1.853.483.350 | 1,1% |
| TOTAL STATE | 4.546.708.133 | 4.726.712.191 | 4,0% |



²¹ Figures are in €. Sources: General Council of the Judiciary.

| | Public Budget allocated to the courts as a percentage of the GDP ²² | Public Budget allocated to the courts per inhabitant (euros) |
|-------------------------|--|--|
| Andalucía | 0,34% | 64,1 |
| Aragón | 0,20% | 58,7 |
| Asturias, Principado de | 0,29% | 67,5 |
| Canarias | 0,40% | 77,7 |
| Cantabria | 0,26% | 61,5 |
| Cataluña | 0,24% | 69,3 |
| Comunitat Valenciana | 0,39% | 86,0 |
| Galicia | 0,26% | 60,4 |
| Madrid, Comunidad de | 0,21% | 73,0 |
| Navarra, Com. Foral de | 0,17% | 53,4 |
| País Vasco | 0,29% | 95,1 |
| Rioja, La | 0,26% | 68,9 |
| TOTAL STATE | 0,36% | 99,6 |

COMPENSATION OF USERS FOR JUDICIAL DYSFUNCTION ²³

| | Files incoming | Files resolved | | | |
|-------------|----------------|----------------------|------------------------|------------|-------------------|
| | | Granting resolutions | Dismissing resolutions | % granting | Total Resolutions |
| 2018 | 530 | 104 | 419 | 19,9% | 523 |
| 2019 | 577 | 83 | 1.056 | 7,3% | 1.139 |
| 2020 | 605 | 28 | 167 | 14,4% | 195 |
| 2021 | 656 | 113 | 320 | 26,1% | 433 |
| 2022 | 673 | 84 | 66 | 56,0% | 150 |

INCOMING CASES CLASSIFIED BY CAUSE

| | Unjustified dysfunction | On remand | Judicial failure | Total |
|-------------|-------------------------|-----------|------------------|-------|
| 2018 | 332 | 104 | 94 | 530 |
| 2019 | 347 | 151 | 79 | 577 |
| 2020 | 320 | 223 | 62 | 605 |
| 2021 | 368 | 205 | 83 | 656 |
| 2022 | 382 | 186 | 105 | 673 |

²² Source: the GDP at regional and state level the National Statistical Institute, Regional and National Accounts. The first estimation was in 2022. In the case of National data, the source was the Quarterly National Account.

²³ Source: Ministry of Justice. 2022. Figures in €

AMOUNTS PAID

| | Administrative way | Administrative jurisdiction | Total |
|-------------|--------------------|-----------------------------|-------------|
| 2018 | 722.888 € | 1.210.585 € | 1.933.473 € |
| 2019 | 3.484.896 € | 934.492 € | 4.419.388 € |
| 2020 | 124.368 € | 445.491 € | 569.859 € |
| 2021 | 802.735 € | 1.486.968 € | 2.289.703 € |
| 2022 | 2.328.847 € | 841.296 € | 3.170.143 € |

INCOMING ASSET LIABILITY CASES

INCOMING ASSET LIABILITY CASES ESTIMATED IN ADMINISTRATIVE WAY BY CAUSE

| TIPO DE RESOLUCIÓN | | | | | | |
|--------------------|------------|-------------------------|-----------|------------------|---|-------|
| Total | Dismissing | Granting | | | | Total |
| | | Unjustified disfunction | On remand | Judicial failure | | |
| 2018 | 523 | 419 | 102 | 1 | 1 | 104 |
| 2019 | 1.139 | 1.056 | 79 | 2 | 2 | 83 |
| 2020 | 195 | 166 | 29 | 0 | 0 | 29 |
| 2021 | 433 | 320 | 131 | 0 | 2 | 133 |
| 2022 | 150 | 66 | 40 | 43 | 1 | 84 |

LEGAL AID ²⁴

| | 2021 | 2022 | Evolution |
|-------------------------|--------------------|--------------------|--------------|
| Andalucía | 49.459.400 | 49.459.400 | 0,0% |
| Aragón | 4.920.000 | 4.920.000 | 0,0% |
| Asturias, Principado de | 6.258.000 | 6.000.000 | -4,1% |
| Canarias | 20.938.000 | 23.278.000 | 11,2% |
| Cantabria | 2.041.969 | 2.330.154 | 14,1% |
| Cataluña | 64.100.522 | 66.848.064 | 4,3% |
| Comunitat Valenciana | 47.143.100 | 49.765.000 | 5,6% |
| Galicia | 11.200.000 | 13.300.000 | 18,8% |
| Madrid, Comunidad de | 50.650.000 | 51.650.000 | 2,0% |
| Navarra, Com. Foral de | 4.116.500 | 4.125.765 | 0,2% |
| País Vasco | 15.534.992 | 17.624.992 | 13,5% |
| Rioja, La | 1.400.000 | 1.400.000 | 0,0% |
| Ministerio de Justicia | 49.176.470 | 53.288.520 | 8,4% |
| TOTAL STATE | 326.938.953 | 343.989.895 | 5,22% |

²⁴ According to Public Funding of the Court System initially passed. Figures in €.

JUDICIAL ACCOUNT ²⁵

| | Input movements | Input amounts | Output movements | Output Amounts | Balance |
|----------------------|------------------|----------------------|------------------|----------------------|----------------------|
| Andalucía | 457.881 | 506.935.403 | 345.032 | 515.889.680 | 222.986.154 |
| Aragón | 124.545 | 123.125.930 | 105.136 | 214.602.602 | 43.716.817 |
| Asturias | 14.312 | 12.401.319 | 12.580 | 12.590.878 | 4.415.958 |
| Balears, Illes | 727.836 | 706.281.253 | 493.041 | 663.884.774 | 510.035.267 |
| Canarias | 169.384 | 147.373.666 | 124.679 | 148.804.019 | 73.979.043 |
| Cantabria | 74.351 | 74.974.155 | 57.330 | 74.834.682 | 39.010.848 |
| Castilla y León | 1.558.395 | 2.498.949.003 | 1.064.519 | 2.279.109.342 | 1.814.280.612 |
| Castilla - La Mancha | 381.566 | 483.799.231 | 289.394 | 430.864.522 | 267.905.086 |
| Cataluña | 616.826 | 750.963.920 | 490.494 | 756.281.010 | 385.669.638 |
| Comunitat Valenciana | 381.375 | 423.578.473 | 293.953 | 411.649.038 | 253.141.646 |
| Extremadura | 222.050 | 338.179.211 | 150.621 | 304.864.410 | 189.333.227 |
| Galicia | 443.524 | 457.893.857 | 370.611 | 444.702.999 | 216.136.971 |
| Madrid, Comunidad | 72.607 | 79.423.821 | 60.071 | 73.514.111 | 21.600.334 |
| Murcia, Región de | 21.366 | 21.814.432 | 15.830 | 20.295.753 | 8.009.912 |
| Navarra, Com. Foral | 201.241 | 320.705.286 | 152.616 | 314.026.656 | 106.054.130 |
| País Vasco | 139.393 | 155.263.790 | 107.706 | 152.941.611 | 98.187.429 |
| Rioja, La | 17.262 | 16.350.272 | 14.056 | 15.201.047 | 5.190.430 |
| Ceuta | 20.208 | 23.676.006 | 16.660 | 25.803.923 | 13.982.295 |
| Melilla | 159.781 | 159.320.551 | 133.433 | 156.939.384 | 52.205.069 |
| OTRA | 835.115 | 398.861.225 | 527.524 | 873.667.170 | 669.516.092 |
| TOTAL | 6.639.018 | 7.699.870.804 | 4.825.286 | 7.890.467.612 | 4.995.356.958 |

²⁵ Source: Ministry of Justice. 2022. Figures in €

PAYMENTS FOR SALARIES PROCESSED CHARGED TO THE STATE²⁶

| | Judgements | | Administrative resolution | |
|------------------------------|-----------------|----------------|---------------------------|------------------|
| | Number of cases | Payments | Number of cases | Payments |
| Andalucía | 19 | 234.571 | 61 | 1.105.573 |
| Aragón | | | 9 | 73.375 |
| Asturias, Principado de | | | 3 | 50.140 |
| Balears, Illes | 7 | 150.194 | 27 | 211.319 |
| Canarias | 1 | 11.762 | 16 | 95.206 |
| Cantabria | | | 2 | 9.536 |
| Castilla Y León | 1 | 54.974 | 4 | 54.860 |
| Castilla-La Mancha | 1 | 6.944 | 6 | 54.900 |
| Cataluña | 14 | 146.990 | 237 | 2.995.005 |
| Comunidad Valenciana | 2 | 29.159 | 88 | 722.465 |
| Extremadura | 3 | 22.111 | 4 | 17.032 |
| Madrid, Comunidad de | 5 | 118.603 | 11 | 78.522 |
| Murcia, Región de | | | 9 | 87.568 |
| Navarra (Comunidad Foral de) | 1 | 62.858 | | |
| País Vasco | | | 1 | 3.867 |
| La Rioja | | | 1 | 5.686 |
| TOTAL | 54 | 838.166 | 479 | 5.565.055 |

²⁶ Source: Ministry of Justice. 2022. Figures in €.

FINES COLLECTED²⁷

| | 2019 | 2020 | 2021 | 2022 |
|------------------------------|--------------------|-------------------|--------------------|--------------------|
| Andalucía | 18.515.905 | 19.132.719 | 18.387.062 | 28.856.684 |
| Aragón | 2.722.693 | 2.273.296 | 2.122.433 | 2.917.521 |
| Asturias (Principado De) | 2.159.105 | 1.995.969 | 1.618.517 | 1.559.854 |
| Balears (Illes) | 3.631.271 | 3.897.799 | 3.103.262 | 3.526.686 |
| Canarias | 4.951.135 | 3.194.099 | 4.757.762 | 3.440.911 |
| Cantabria | 1.039.303 | 863.083 | 1.022.916 | 1.046.580 |
| Castilla Y León | 4.619.463 | 3.718.598 | 7.609.785 | 5.278.577 |
| Castilla-La Mancha | 3.559.996 | 3.360.141 | 3.201.041 | 3.679.518 |
| Cataluña | 26.649.242 | 17.935.919 | 17.235.422 | 20.227.670 |
| Comunidad Valenciana | 11.824.110 | 8.582.901 | 10.490.781 | 11.436.138 |
| Extremadura | 1.398.548 | 1.168.157 | 48.529.107 | 1.733.145 |
| Galicia | 5.240.489 | 3.960.750 | 4.766.446 | 4.629.089 |
| Madrid (Comunidad De) | 27.497.888 | 9.690.640 | 129.102.171 | 14.619.129 |
| Murcia (Región De) | 2.776.959 | 2.406.936 | 3.186.530 | 3.252.746 |
| Navarra (Comunidad Foral De) | 1.880.620 | 1.635.534 | 2.184.968 | 2.604.192 |
| País Vasco | 3.380.391 | 4.005.399 | 3.666.255 | 3.596.826 |
| Rioja (La) | 677.200 | 668.402 | 749.065 | 770.490 |
| Ceuta | 288.996 | 269.160 | 101.199 | 77.160 |
| Melilla | 434.551 | 429.693 | 443.573 | 409.704 |
| Total | 123.247.863 | 89.189.194 | 262.278.293 | 113.662.622 |

²⁷ Source: Ministry of Justice. 2022. Figures in €

COURT FEES ²⁸

| | 2021 | | 2022 | |
|-------------------------|---------------|---------------|---------------|---------------|
| | Gross | Net | Gross | Net |
| Andalucía | 3.852 | 3.787 | 3.702 | 3.638 |
| Aragón | 811 | 804 | 742 | 738 |
| Asturias, Principado de | 625 | 619 | 706 | 702 |
| Balears, Illes | 555 | 539 | 447 | 439 |
| Canarias | 892 | 885 | 819 | 815 |
| Cantabria | 2.590 | 2310 | 2.580 | 2574 |
| Castilla y León | 682 | 673 | 677 | 671 |
| Castilla - La Mancha | 677 | 665 | 575 | 570 |
| Cataluña | 14.842 | 14.522 | 10.826 | 10.456 |
| Comunitat Valenciana | 2.345 | 2.323 | 1.893 | 1.875 |
| Extremadura | 254 | 252 | 292 | 289 |
| Galicia | 2.006 | 1972 | 2.870 | 2841 |
| Madrid, Comunidad de | 18.276 | 17.885 | 17.329 | 17.117 |
| Murcia, Región de | 483 | 478 | 503 | 496 |
| Navarra, Com. Foral de | 170 | 167 | 156 | 153 |
| País Vasco | 2.021 | 1.962 | 2.244 | 2.213 |
| Rioja, La | 139 | 138 | 157 | 152 |
| Ceuta | 17 | 17 | 18 | 18 |
| Melilla | 8 | 7 | 7 | 7 |
| TOTAL | 51.245 | 50.005 | 46.543 | 45.764 |

²⁸ Source: Ministry of the Economy and Finance. 2022. Figures in thousands of euros

PERSONNEL TURNOVER²⁹



²⁹ Source: Judicial Statistics of the GCJ.

Using the data of the court staff in judicial bodies and the staff status contained in statistics reports, three indicators have been prepared on the staff status, applied to every professional status. These indicators are as follows:

Percentage of coverage by non-permanent staff (PCNP): Relationships between the number of days in which positions of a concrete professional status have been occupied by non-permanent staff members, and the total of those professional status members, multiplied by 365. This is expressed as a percentage.

Percentage of non-covered days (PNCD): Relationships between the number of days in which positions of a concrete professional status have been uncovered, and the number of those professional status members, multiplied by 365. This is expressed as a percentage.

Rotation index (RI): Relationships between of number of investitures both of permanent positions and others, and the staff allocated for that professional status. This is a measurement of the stability of the staff.

NATIONAL HIGH COURT

| | Senior Judge | Clerk | Judicial Management | Judicial Processing | Judicial Assistance |
|-------------|--------------|-------|---------------------|---------------------|---------------------|
| PCNP | 3,9% | 6,4% | 19,1% | 31,8% | 42,4% |
| PNCD | 0,4% | 0,0% | 1,9% | 0,7% | 0,7% |
| RI | 0,0 | 0,0 | 0,0 | 0,1 | 0,2 |

HIGH COURTS OF JUSTICE

| | Senior Judge | Clerk | Judicial Management | Judicial Processing | Judicial Assistance |
|-------------|--------------|-------|---------------------|---------------------|---------------------|
| PCNP | 3,7% | 6,5% | 2,3% | 3,0% | 8,7% |
| PNCD | 0,7% | 0,7% | 0,7% | 0,6% | 1,0% |
| RI | 0,1 | 0,1 | 0,0 | 0,1 | 0,1 |

PROVINCIAL COURTS

| | Senior Judge | Clerk | Judicial Management | Judicial Processing | Judicial Assistance |
|-------------|--------------|-------|---------------------|---------------------|---------------------|
| PCNP | 4,5% | 9,4% | 11,9% | 15,6% | 28,9% |
| PNCD | 0,4% | 0,2% | 1,8% | 2,9% | 1,4% |
| RI | 0,1 | 0,2 | 0,1 | 0,2 | 0,3 |

MAGISTRATE'S COURTS, COURTS OF FIRST INSTANCE AND COURTS OF FIRST INSTANCE AND ENQUIRY

| | Senior Judge | Clerk | Judicial Management | Judicial Processing | Judicial Assistance |
|-------------|--------------|-------|---------------------|---------------------|---------------------|
| PCNP | 16,5% | 24,3% | 17,9% | 26,8% | 35,5% |
| PNCD | 0,5% | 0,9% | 1,6% | 2,4% | 1,4% |
| RI | 0,1 | 0,3 | 0,2 | 0,2 | 0,3 |

COMMERCIAL COURTS

| | Senior Judge | Clerk | Judicial Management | Judicial Processing | Judicial Assistance |
|-------------|--------------|-------|---------------------|---------------------|---------------------|
| PCNP | 10,5% | 11,1% | 23,5% | 33,7% | 44,9% |
| PNCB | 0,5% | 0,0% | 1,6% | 2,2% | 1,0% |
| RI | 0,1 | 0,2 | 0,2 | 0,3 | 0,3 |

COURTS OF VIOLENCE AGAINST WOMEN

| | Senior Judge | Clerk | Judicial Management | Judicial Processing | Judicial Assistance |
|-------------|--------------|-------|---------------------|---------------------|---------------------|
| PCNP | 22,2% | 39,7% | 19,5% | 28,5% | 33,4% |
| PNCB | 0,5% | 1,2% | 1,5% | 2,1% | 1,5% |
| RI | 0,1 | 0,3 | 0,2 | 0,2 | 0,3 |

CRIMINAL COURTS

| | Senior Judge | Clerk | Judicial Management | Judicial Processing | Judicial Assistance |
|-------------|--------------|-------|---------------------|---------------------|---------------------|
| PCNP | 12,3% | 20,3% | 23,0% | 37,4% | 52,3% |
| PNCB | 0,3% | 0,8% | 1,7% | 2,5% | 1,4% |
| RI | 0,1 | 0,2 | 0,2 | 0,2 | 0,3 |

JUVENILE COURTS

| | Senior Judge | Clerk | Judicial Management | Judicial Processing | Judicial Assistance |
|-------------|--------------|-------|---------------------|---------------------|---------------------|
| PCNP | 5,8% | 5,9% | 12,8% | 19,3% | 33,4% |
| PNCB | 0,1% | 0,4% | 1,1% | 2,2% | 1,1% |
| RI | 0,0 | 0,1 | 0,2 | 0,2 | 0,4 |

ADMINISTRATIVE COURTS

| | Senior Judge | Clerk | Judicial Management | Judicial Processing | Judicial Assistance |
|-------------|--------------|-------|---------------------|---------------------|---------------------|
| PCNP | 13,2% | 7,1% | 9,4% | 10,8% | 28,6% |
| PNCB | 0,3% | 0,5% | 2,2% | 2,5% | 1,4% |
| RI | 0,1 | 0,1 | 0,2 | 0,2 | 0,3 |

LABOR COURTS

| | Senior Judge | Clerk | Judicial Management | Judicial Processing | Judicial Assistance |
|-------------|--------------|-------|---------------------|---------------------|---------------------|
| PCNP | 13,7% | 8,1% | 13,2% | 18,8% | 42,3% |
| PNCB | 0,6% | 0,3% | 1,4% | 2,1% | 2,2% |
| RI | 0,1 | 0,2 | 0,2 | 0,2 | 0,3 |

PRISON SUPERVISORY COURTS

| | Senior Judge | Clerk | Judicial Management | Judicial Processing | Judicial Assistance |
|-------------|--------------|-------|---------------------|---------------------|---------------------|
| PCNP | 4,1% | 9,7% | 9,5% | 14,3% | 27,2% |
| PNCB | 0,2% | 0,1% | 2,4% | 2,8% | 1,7% |
| RI | 0,1 | 0,2 | 0,2 | 0,2 | 0,3 |

WORKLAND AND RESOLVED CASES³⁰



³⁰ Source: Judicial Statistics of the GCJ. 2022

CASES HANDLED**All Jurisdictions**

| | Cases Handled | | | Judgments |
|---|------------------|------------------|-------------------------|------------------|
| | Incoming cases | Resolved cases | Pending at the year end | |
| Civil | 2.809.693 | 2.637.463 | 1.917.991 | 737.878 |
| Criminal | 3.216.590 | 3.167.861 | 891.682 | 572.029 |
| Administrative | 219.265 | 223.686 | 219.173 | 138.178 |
| Labor | 439.583 | 431.068 | 367.136 | 219.136 |
| Military | 125 | 137 | 70 | 120 |
| Supreme Court - Special Chambers | 45 | 40 | 14 | 5 |
| TOTAL | 6.685.301 | 6.460.255 | 3.396.066 | 1.667.886 |

| | Enforcement of Judgments | | |
|---|--------------------------|------------------|-------------------------|
| | Incoming cases | Resolved cases | Pending at the year end |
| Civil | 536.951 | 596.924 | 2.132.112 |
| Criminal | 367.580 | 495.645 | 414.195 |
| Administrative | 13.058 | 14.345 | 12.560 |
| Labor | 67.111 | 77.483 | 36.818 |
| Military | 0 | 0 | 0 |
| Supreme Court - Special Chambers | 0 | 0 | 0 |
| TOTAL | 984.700 | 1.184.397 | 2.595.685 |

Civil Courts

| | Cases Handled | | | Judgments |
|---|------------------|------------------|-------------------------|----------------|
| | Incoming cases | Resolved cases | Pending at the year end | |
| Courts of First Instance | 1.414.417 | 1.347.486 | 937.615 | 349.296 |
| Commercial Courts | 80.427 | 89.734 | 74.813 | 39.573 |
| Violence against women Courts | 27.047 | 24.601 | 18.774 | 9.870 |
| Family Courts of First Instance | 174.918 | 176.156 | 67.431 | 58.888 |
| Courts of First Instance and Enquiry | 937.362 | 850.929 | 661.008 | 191.530 |
| Provincial Courts. Civil Divisions | 150.798 | 126.094 | 126.707 | 78.320 |
| Provincial Courts. Mixed Divisions | 13.701 | 13.139 | 10.281 | 9.048 |
| H.C.J.- Civil and Criminal Chamber | 743 | 697 | 326 | 257 |
| Supreme Court - 1st Chamber | 10.280 | 8.627 | 21.036 | 1.096 |
| TOTAL | 2.809.693 | 2.637.463 | 1.917.991 | 737.878 |

| | Enforcement of Judgments | | |
|---|--------------------------|----------------|-------------------------|
| | Incoming cases | Resolved cases | Pending at the year end |
| Courts of First Instance | 287.868 | 343.487 | 1.081.147 |
| Commercial Courts | 14.428 | 13.098 | 38.514 |
| Violence against women Courts | 5.752 | 5.436 | 15.212 |
| Family Courts of First Instance | 19.514 | 26.263 | 53.156 |
| Courts of First Instance and Enquiry | 209.373 | 208.631 | 944.035 |
| H.C.J.- Civil and Criminal Chamber | 16 | 9 | 48 |
| Supreme Court - 1st Chamber | 0 | 0 | 0 |
| TOTAL | 536.951 | 596.924 | 2.132.112 |

Criminal Courts

| | Cases Handled | | | Judgments |
|--|------------------|------------------|-------------------------|----------------|
| | Incoming cases | Resolved cases | Pending at the year end | |
| Magistrates' Courts | 1.421.108 | 1.416.701 | 267.478 | 191.444 |
| Courts of First Instance and Enquiry | 953.421 | 912.460 | 321.853 | 123.263 |
| Violence against women Courts | 242.300 | 236.888 | 52.077 | 25.029 |
| Juvenile Courts | 27.477 | 26.942 | 16.040 | 16.314 |
| Prison Supervisory Courts | 208.120 | 204.636 | 34.065 | - |
| Criminal Courts | 162.220 | 172.519 | 149.673 | 153.772 |
| Provincial Courts. Criminal Division | 164.084 | 160.975 | 36.798 | 53.823 |
| Provincial Courts. Mixed Divisions | 15.061 | 14.620 | 3.574 | 4.736 |
| H.C.J. - Civil and Criminal Chamber | 3.283 | 3.156 | 753 | 2.448 |
| Central Enquiry Courts | 2.776 | 2.676 | 1.047 | - |
| Central Criminal Courts | 19 | 23 | 9 | 23 |
| Central Juvenile Courts | 13 | 14 | 8 | 0 |
| Central Prison Supervisory Court | 4.812 | 5.181 | 824 | - |
| National High Court - Criminal Chamber | 2.411 | 2.404 | 280 | 101 |
| National High Court. Appeal Chamber | 18 | 18 | 5 | 16 |
| Supreme Court - 2nd Chamber | 9.467 | 8.648 | 7.198 | 1.060 |
| TOTAL | 3.216.590 | 3.167.861 | 891.682 | 572.029 |

| | Enforcement of Judgments | | |
|---|--------------------------|----------------|-------------------------|
| | Incoming cases | Resolved cases | Pending at the year end |
| Magistrates' Courts | 69.085 | 70.760 | 43.462 |
| Courts of First Instance and Enquiry | 31.821 | 30.668 | 41.921 |
| Violence against women Courts | 2.945 | 2.977 | 2.068 |
| Juvenile Courts | 14.903 | 14.799 | 14.000 |
| Criminal Courts | 178.984 | 266.398 | 232.260 |
| Courts of Enforceable Criminal Judgements | 59.900 | 91.024 | 59.555 |
| Provincial Courts. Criminal Division | 8.870 | 17.212 | 17.655 |
| Provincial Courts. Mixed Divisions | 918 | 1.475 | 2.459 |
| H.C.J. - Civil and Criminal Chamber | 6 | 6 | 16 |
| Central Criminal Courts | 15 | 13 | 34 |
| Central Juvenile Courts | 1 | 3 | 2 |
| National High Court. Criminal Chamber | 132 | 308 | 763 |
| National High Court. Appeal Chamber | 0 | 0 | 0 |
| Supreme Court - 2nd Chamber | 0 | 2 | 0 |
| TOTAL | 367.580 | 495.645 | 414.195 |

Administrative Courts

| | Cases Handled | | | Judgments |
|---|----------------|----------------|-------------------------|----------------|
| | Incoming cases | Resolved cases | Pending at the year end | |
| Administrative Courts | 121.116 | 122.536 | 92.000 | 74.821 |
| Central Administrative Courts | 3.415 | 3.645 | 1.605 | 2.562 |
| H.C.J. Contentious-Administrative Chamber | 63.705 | 69.543 | 85.676 | 53.526 |
| National High Court.- Contentious Administrative Chamber | 19.682 | 16.253 | 30.847 | 6.068 |
| Supreme Court - 3rd Chamber | 11.347 | 11.709 | 9.045 | 1.741 |
| TOTAL | 219.265 | 223.686 | 219.173 | 138.718 |

| | Enforcement of Judgments | | |
|--|--------------------------|----------------|-------------------------|
| | Incoming cases | Resolved cases | Pending at the year end |
| Administrative Courts | 8.372 | 8.921 | 7.723 |
| Central Administrative Courts | 185 | 184 | 117 |
| H.C.J. - Contentious Administrative Chamber | 4.059 | 4.112 | 4.111 |
| National High Court. - Contentious Administrative Chamber | 199 | 313 | 124 |
| Supreme Court - 3rd Chamber | 243 | 815 | 485 |
| TOTAL | 13.058 | 14.345 | 12.560 |

Labour Courts

| | Cases Handled | | | Judgments |
|---|----------------|----------------|-------------------------|----------------|
| | Incoming cases | Resolved cases | Pending at the year end | |
| Labor Courts | 375.332 | 373.847 | 327.597 | 169.000 |
| H.C.J. - Labor Chamber | 58.142 | 51.202 | 33.194 | 48.949 |
| National High Court. - Labor Chamber | 394 | 356 | 74 | 174 |
| Supreme Court - 4th Chamber | 5.715 | 5.663 | 6.271 | 1.013 |
| TOTAL | 439.583 | 431.068 | 367.136 | 219.136 |

| | Enforcement of Judgments | | |
|--|--------------------------|----------------|-------------------------|
| | Incoming cases | Resolved cases | Pending at the year end |
| Labor Courts | 58.009 | 65.688 | 32.753 |
| Courts of Enforcement Labor | 9.007 | 11.702 | 4.025 |
| H.C.J. - Labor Chamber | 71 | 68 | 35 |
| National High Court - Labor Chamber | 24 | 25 | 5 |
| TOTAL | 67.111 | 77.483 | 36.818 |

RATES

Clearance rate: The result to divide the number of resolved cases by the number of incoming cases during a period of time. It relates the number of incoming cases to the capability to resolve them.

Pending rate: The result to divide the number of unsolved cases by the number of cases resolved.

Judgement rate: Relationship between the number of judgements and the number of resolved cases. Data is shown by percent

Congestion rate: A quotient where the numerator is the sum of the pending and incoming cases at the beginning of the period and the denominator is the number of resolved cases during that period.

2022 Rates. Ordered by Jurisdiction

| | Clearance | Pending | Judgement | Congestion |
|----------------------------------|-------------|-------------|-------------|-------------|
| Civil | 0,94 | 0,73 | 0,28 | 1,73 |
| Criminal | 0,98 | 0,28 | 0,18 | 1,27 |
| Administrative | 1,02 | 0,98 | 0,62 | 1,97 |
| Labor | 0,98 | 0,85 | 0,51 | 1,86 |
| Military | 1,10 | 0,51 | 0,88 | 1,51 |
| Supreme Court - Special Chambers | 0,89 | 0,35 | 0,13 | 1,35 |
| TOTAL | 0,97 | 0,53 | 0,26 | 1,52 |

2022. Rates Civil

| | Clearance | Pending | Judgement | Congestion |
|--------------------------------------|-------------|-------------|-------------|-------------|
| Courts of First Instance | 0,95 | 0,70 | 0,26 | 1,70 |
| Commercial Courts | 1,12 | 0,83 | 0,44 | 1,80 |
| Violence against Women Courts | 0,91 | 0,76 | 0,40 | 1,78 |
| Family Courts of First Instance | 1,01 | 0,38 | 0,33 | 1,40 |
| Courts of First Instance and Enquiry | 0,91 | 0,78 | 0,23 | 1,77 |
| Provincial courts. Civil Division | 0,84 | 1,00 | 0,62 | 2,01 |
| Provincial courts. Mixed Divisions | 0,96 | 0,78 | 0,69 | 1,78 |
| H.C.J. - Civil and Criminal Chamber | 0,94 | 0,47 | 0,37 | 1,47 |
| Supreme Court - 1st Chamber | 0,84 | 2,44 | 0,13 | 3,44 |
| TOTAL | 0,94 | 0,73 | 0,28 | 1,73 |

2022. Rates Criminal

| | Clearance | Pending | Judgement | Congestion |
|---|-------------|-------------|-------------|-------------|
| Magistrates' Courts | 1,00 | 0,19 | 0,14 | 1,17 |
| Courts of First Instance and Enquiry | 0,96 | 0,35 | 0,14 | 1,36 |
| Violence against women Courts | 0,98 | 0,22 | 0,11 | 1,22 |
| Juvenile Courts | 0,98 | 0,60 | 0,61 | 1,58 |
| Prison Supervisory Courts | 0,98 | 0,17 | - | 1,18 |
| Criminal Courts | 1,06 | 0,87 | 0,89 | 1,79 |
| Provincial Courts. Criminal Division | 0,98 | 0,23 | 0,33 | 1,23 |
| Provincial Courts. Mixed Divisions | 0,97 | 0,24 | 0,32 | 1,25 |
| H.C.J - Civil and Criminal Chamber | 0,96 | 0,24 | 0,78 | 1,24 |
| Central Enquiry Courts | 0,96 | 0,39 | - | 1,34 |
| Central Criminal Courts | 1,21 | 0,39 | 1,00 | 1,26 |
| Central Juvenile Courts | 1,08 | 0,57 | 0,00 | 1,57 |
| Central Prison Supervisory Court | 1,08 | 0,16 | - | 1,16 |
| National High Court. - Criminal Chamber | 1,00 | 0,12 | 0,04 | 1,10 |
| National High Court. - Appeal Chamber | 1,00 | 0,28 | 0,89 | 1,28 |
| Supreme Court - 2nd Chamber | 0,91 | 0,83 | 0,12 | 1,83 |
| TOTAL | 0,98 | 0,28 | 0,18 | 1,27 |

2022. Rates Administrative

| | Clearance | Pending | Judgement | Congestion |
|---|-------------|-------------|-------------|-------------|
| Administrative Courts | 1,01 | 0,75 | 0,61 | 1,72 |
| Central Administrative Courts | 1,07 | 0,44 | 0,70 | 1,41 |
| H.C.J. - Contentious Administrative Chamber | 1,09 | 1,23 | 0,77 | 2,24 |
| National High Court. Contentious Admve. Chamber | 0,83 | 1,90 | 0,37 | 3,00 |
| Supreme Court - 3rd Chamber | 1,03 | 0,77 | 0,15 | 1,64 |
| TOTAL | 1,02 | 0,98 | 0,62 | 1,97 |

2022. Rates Labor

| | Clearance | Pending | Judgement | Congestion |
|------------------------------------|-------------|-------------|-------------|-------------|
| Labor Court | 1,00 | 0,88 | 0,45 | 1,88 |
| H.C.J.- Labor Chamber | 0,88 | 0,65 | 0,96 | 1,65 |
| National High Court- Labor Chamber | 0,90 | 0,21 | 0,49 | 1,27 |
| Supreme Court - 4th Chamber | 0,99 | 1,11 | 0,18 | 2,34 |
| TOTAL | 0,98 | 0,85 | 0,51 | 1,86 |

EVOLUTION 2021/2022

Ordered by Jurisdiction

| | Incoming cases | Resolved | Pending at the year end | Judgments | Court Writs |
|--|----------------|-------------|-------------------------|--------------|-------------|
| Civil | 8,6% | 1,9% | 10,0% | -1,2% | 6,8% |
| Criminal | 6,6% | 3,6% | 9,1% | 1,8% | 3,9% |
| Administrative | -2,4% | -0,4% | -0,8% | 1,8% | 0,0% |
| Labor | -1,4% | -5,1% | 1,3% | -2,4% | 0,5% |
| Military | -14,4% | 0,7% | -14,6% | -1,6% | 12,5% |
| Supreme Court. Special Chambers | 12,5% | -46,7% | 55,6% | -37,5% | -49,2% |
| TOTAL | 6,5% | 2,2% | 8,0% | -0,1% | 4,7% |

Evolution 2021/2022. Civil

| | Incoming cases | Resolved | Pending at the year end | Judgments | Court Writs |
|---|----------------|-------------|-------------------------|--------------|-------------|
| Courts of First Instance | 9,6% | 5,0% | 8,2% | 3,5% | 7,7% |
| Commercial Courts | 10,0% | -8,4% | -9,2% | -7,0% | 5,9% |
| Violence against Women Courts | 7,6% | -4,4% | 12,4% | -8,5% | 4,7% |
| Family Courts of First Instance | -3,1% | -7,2% | -5,0% | -14,5% | 7,8% |
| Courts of First Instance and Enquiry | 10,8% | 1,0% | 14,9% | -1,8% | 5,4% |
| Juvenile Courts | - | - | - | - | -24,7% |
| Provincial Courts. Civil Division | 3,1% | -0,4% | 24,1% | -3,5% | 6,0% |
| Provincial Courts. Mixed Divisions | -4,3% | -5,7% | 6,0% | -4,3% | 1,4% |
| H.C.J. - Civil and Criminal Chamber | -1,5% | -20,3% | 16,4% | -14,6% | -28,0% |
| Supreme Court - 1st Chamber | -6,3% | 22,0% | 8,5% | 18,5% | 16,2% |
| TOTAL | 8,6% | 1,9% | 10,0% | -1,2% | 6,8% |

Evolution 2021/2022. Criminal

| | Incoming cases | Resolved | Pending at the year end | Judgments | Court Writs |
|---|----------------|-------------|-------------------------|-------------|-------------|
| Magistrates' Courts | 8,1% | 4,6% | 11,7% | 4,3% | 5,1% |
| Courts of First Instance and Enquiry | 7,5% | 3,6% | 11,6% | -0,7% | 5,4% |
| Violence against Women Courts | 9,9% | 5,7% | 10,3% | 8,9% | 6,6% |
| Juvenile Courts | 4,3% | -0,9% | 5,6% | -0,6% | -4,5% |
| Prison Supervisory Courts | 5,5% | 3,4% | 1,5% | - | 1,2% |
| Criminal Courts | -3,1% | -0,5% | 1,7% | 0,4% | -6,2% |
| Provincial Courts. Criminal Division | -0,6% | 1,2% | 9,3% | 2,6% | 0,8% |
| Provincial Courts. Mixed Divisions | -6,6% | -7,4% | 2,0% | -8,2% | -5,6% |
| H.C.J. Civil and Criminal Chamber | 0,9% | -0,6% | 21,5% | 0,0% | -4,3% |
| Central Enquiry Courts | 7,8% | -0,9% | 29,4% | - | -5,2% |
| Central Criminal Courts | 111,1% | 76,9% | -10,0% | 109,1% | -100,0% |
| Central Juvenile Courts | -13,3% | 16,7% | -11,1% | 100,0% | 33,3% |
| Central Prison Supervisory Court | -24,0% | -14,8% | -30,9% | - | -10,0% |
| National High Court. - Criminal Chamber | -17,4% | -21,2% | 15,7% | -10,6% | -8,2% |
| Supreme Court - 2 nd Chamber | 5,3% | -2,1% | 12,8% | -4,2% | -36,6% |
| TOTAL | 6,6% | 3,6% | 9,1% | 1,8% | 9,4% |

Evolution 2021/2022. Administrative

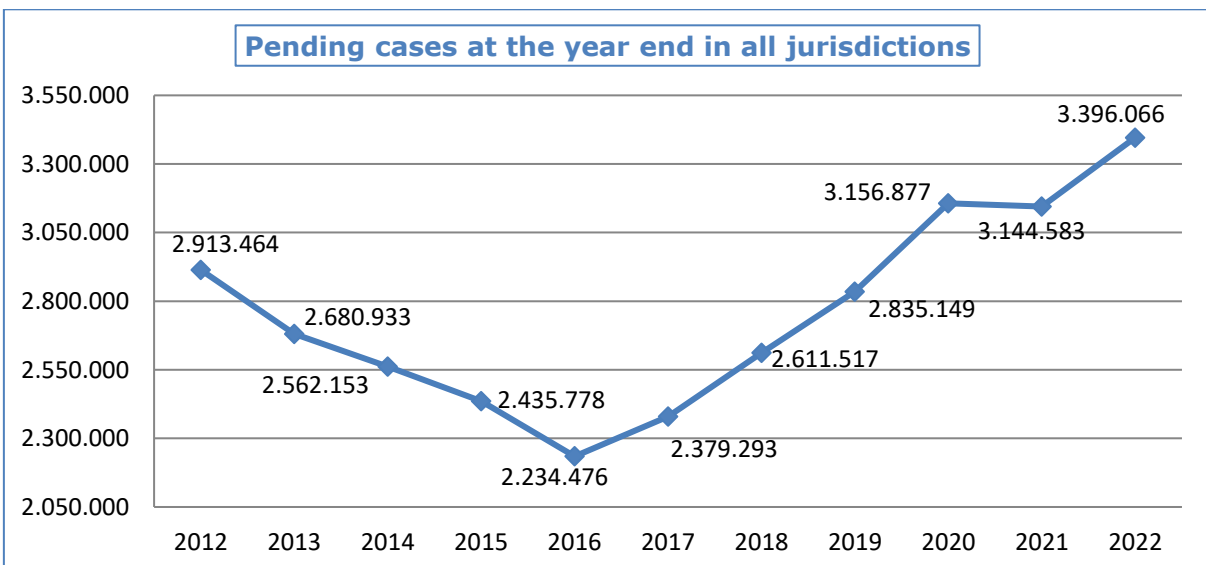
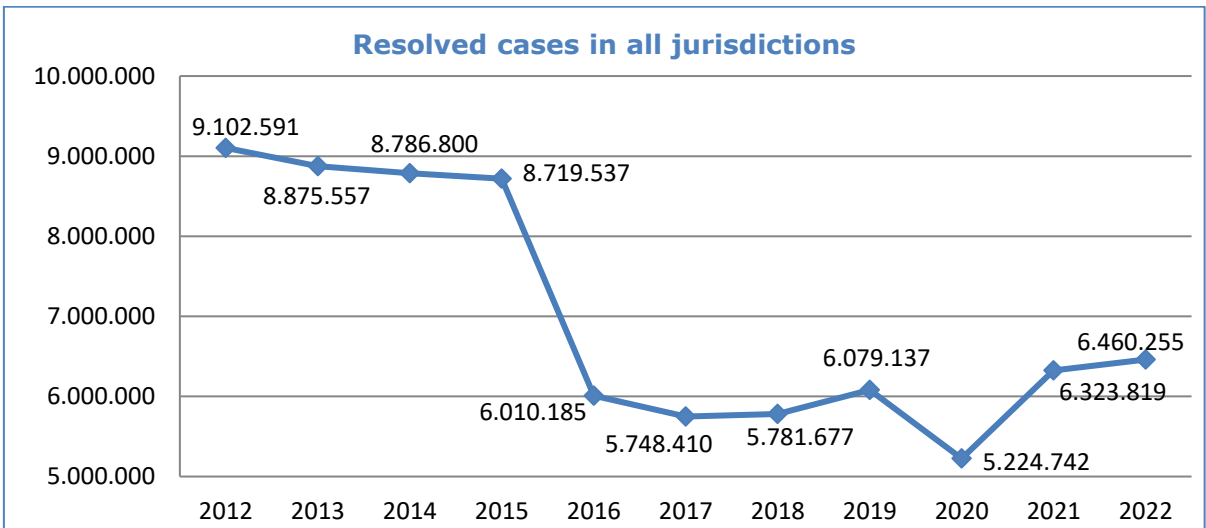
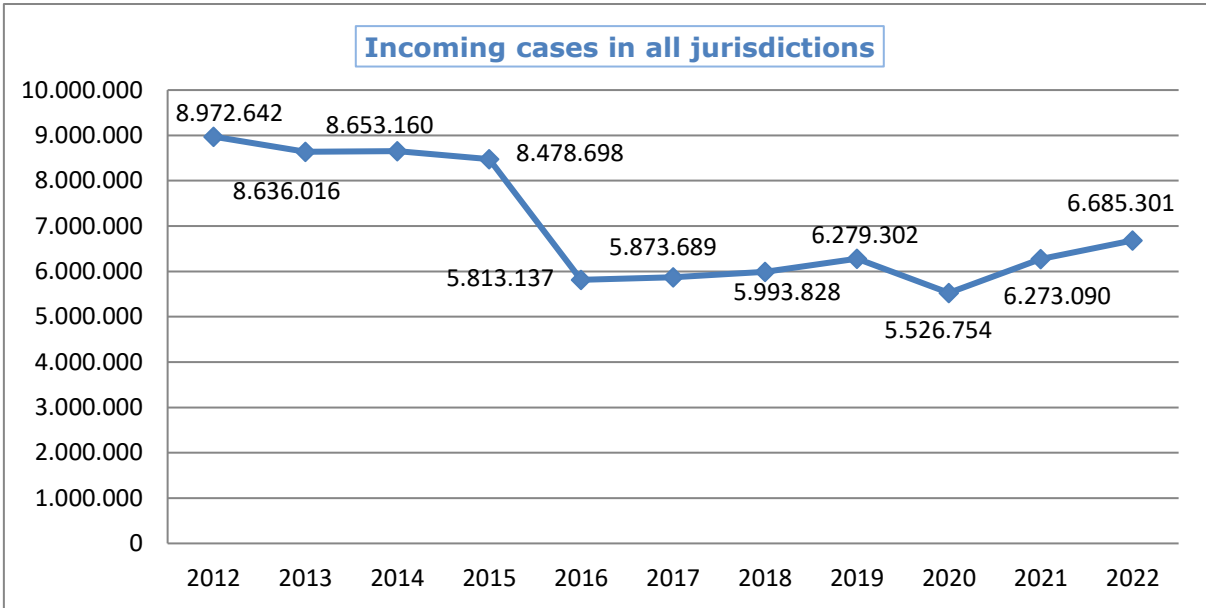
| | Incoming cases | Resolved | Pending at the year end | Judgments | Court Writs |
|---|----------------|--------------|-------------------------|-------------|-------------|
| Adm. Courts | 2,7% | 1,6% | 2,0% | -1,2% | 0,8% |
| Central Adm. Courts | 10,3% | 24,4% | -7,0% | 24,2% | 73,2% |
| H.C.J. - Contentious Adm. Chamber | -10,2% | -5,0% | -6,9% | 4,1% | -1,6% |
| National High Court. - Contentious Adm. Chamber | -11,8% | 3,1% | 6,0% | 10,9% | 0,3% |
| Supreme Court-3 rd Chamber | 9,7% | -2,5% | 15,5% | -9,2% | -2,4% |
| TOTAL | -2,4% | -0,4% | -0,8% | 1,8% | 0,0% |

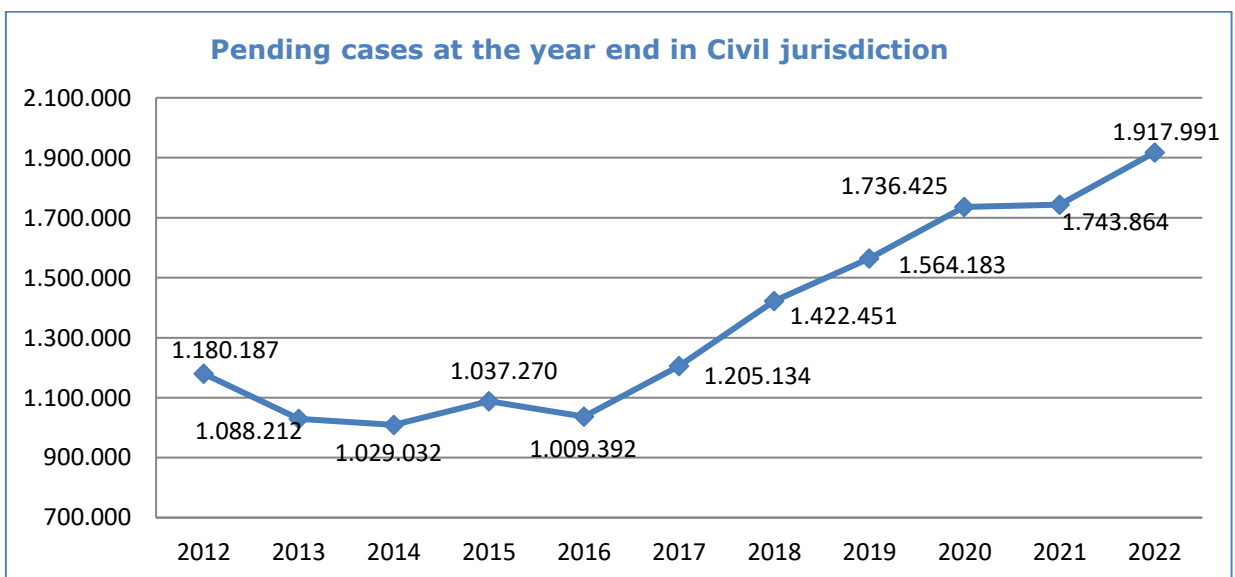
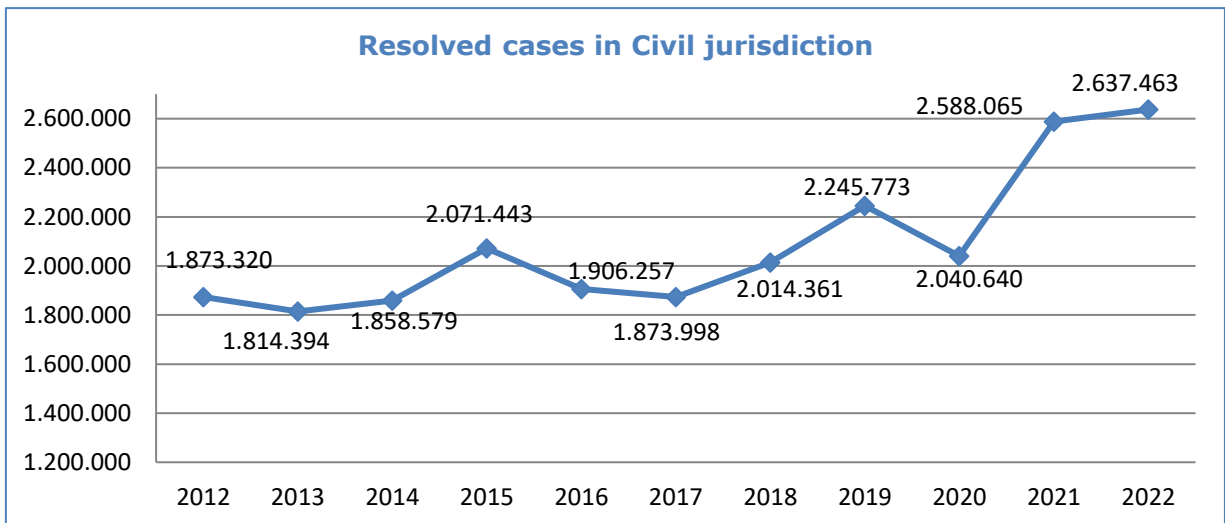
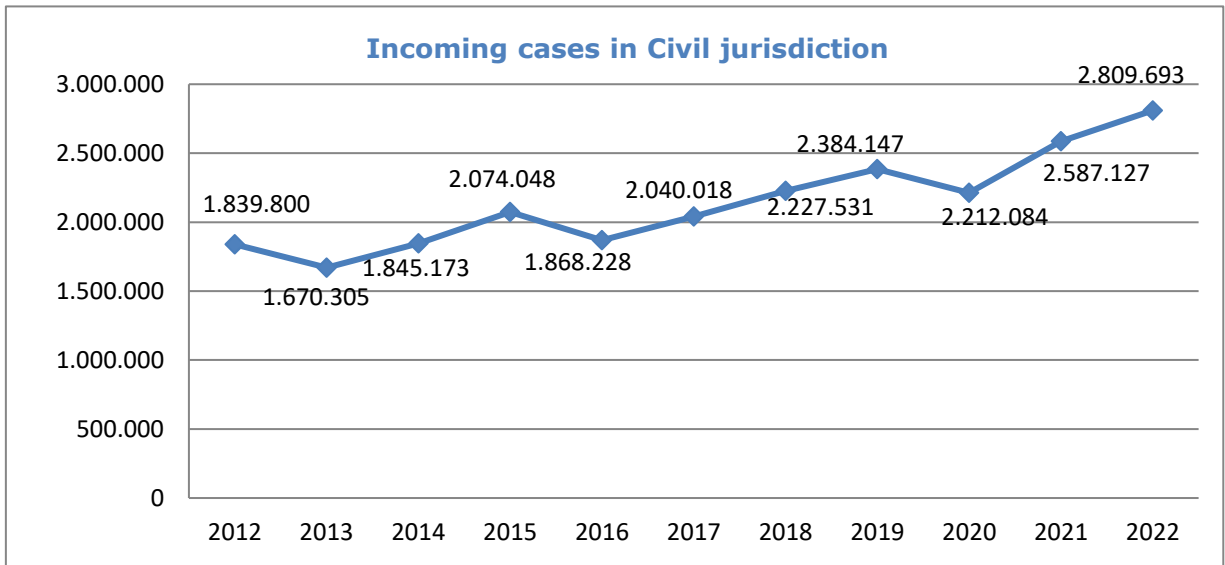
Evolution 2021/2022. Labor

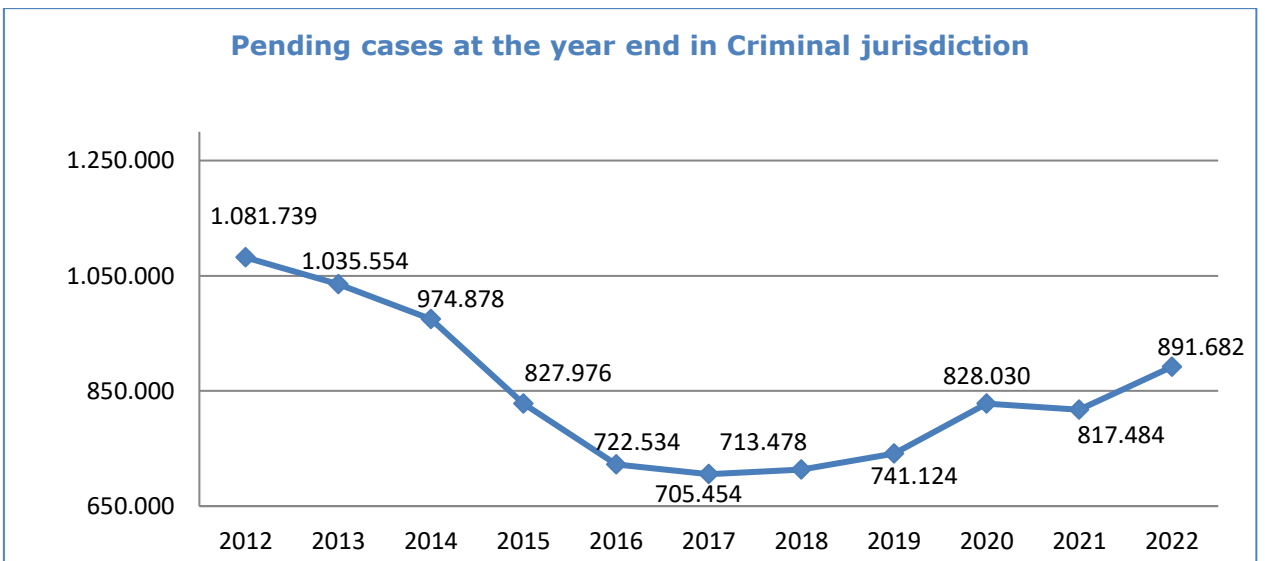
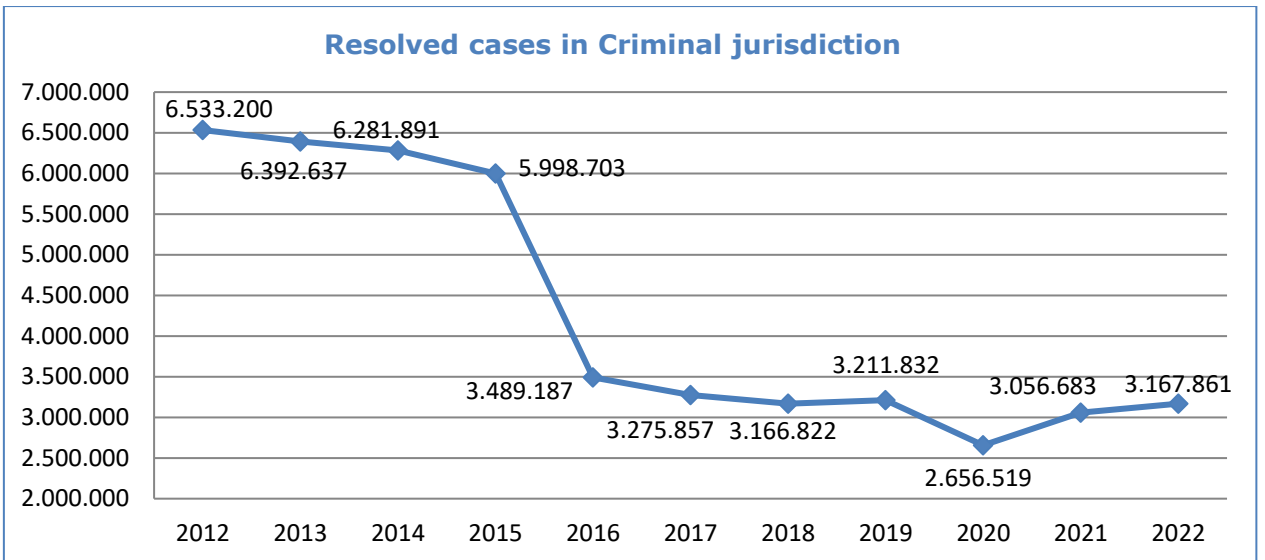
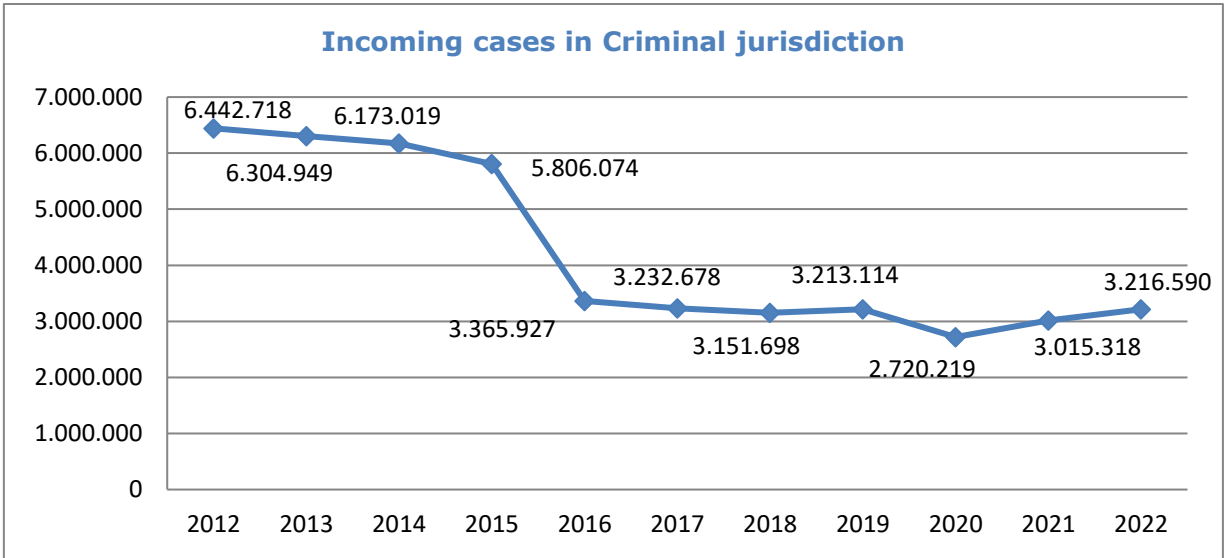
| | Incoming cases | Resolved | Pending at the year end | Judgments | Court Writs |
|-------------------------------------|----------------|--------------|-------------------------|--------------|-------------|
| Labor Courts | -2,1% | -6,6% | -0,2% | -4,3% | -1,6% |
| H.C.J - Labor Chamber | 2,1% | 4,9% | 26,1% | 5,1% | 2,0% |
| National High Court - Labor Chamber | 10,4% | -35,7% | 29,8% | -34,1% | 10,8% |
| Supreme Court - 4th Chamber | 14,8% | 21,3% | -16,6% | -21,7% | 28,1% |
| TOTAL | -1,4% | -5,1% | 1,3% | -2,4% | 0,5% |

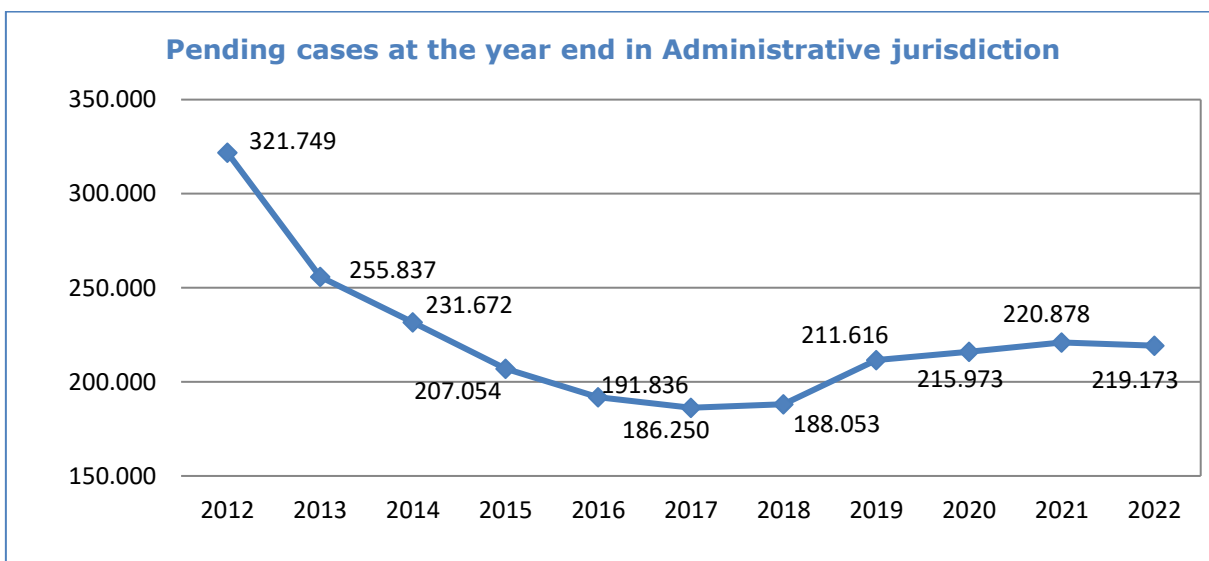
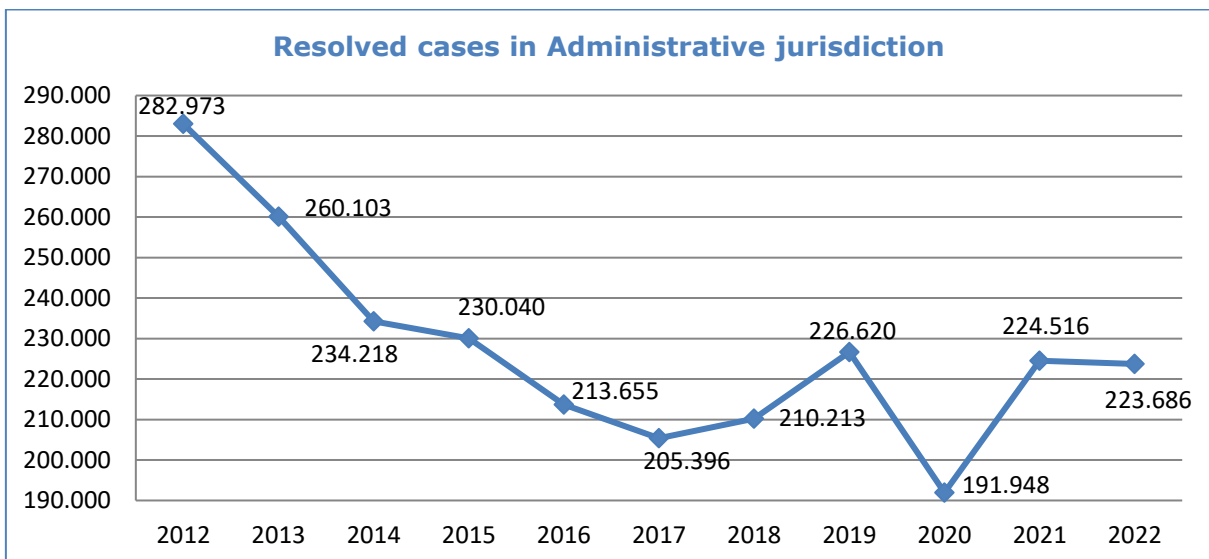
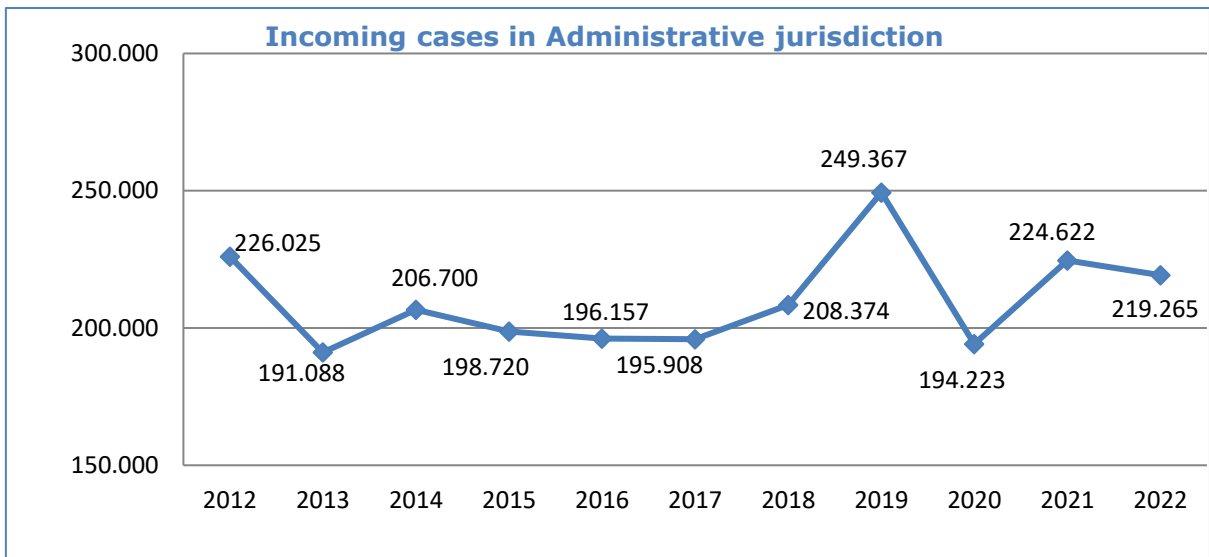
TIME SERIES

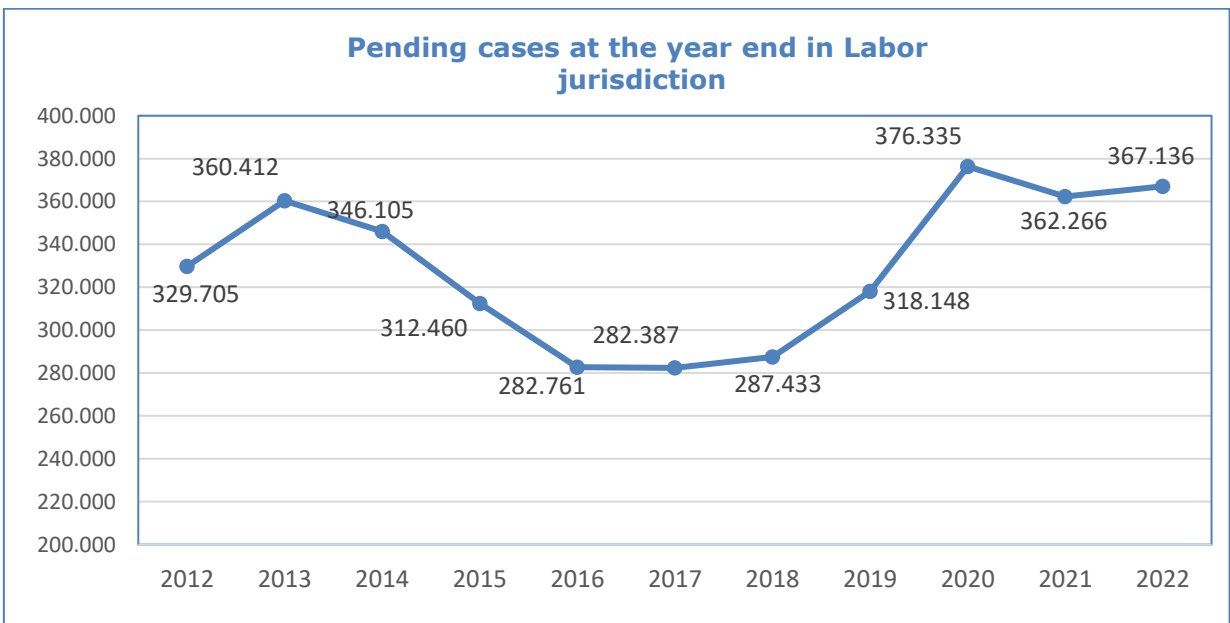
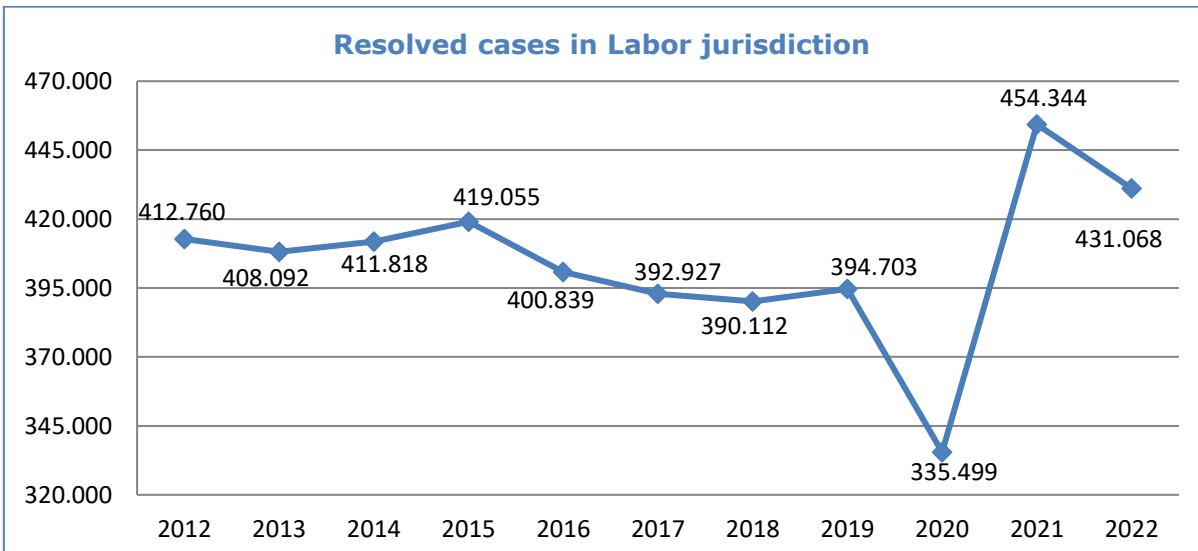
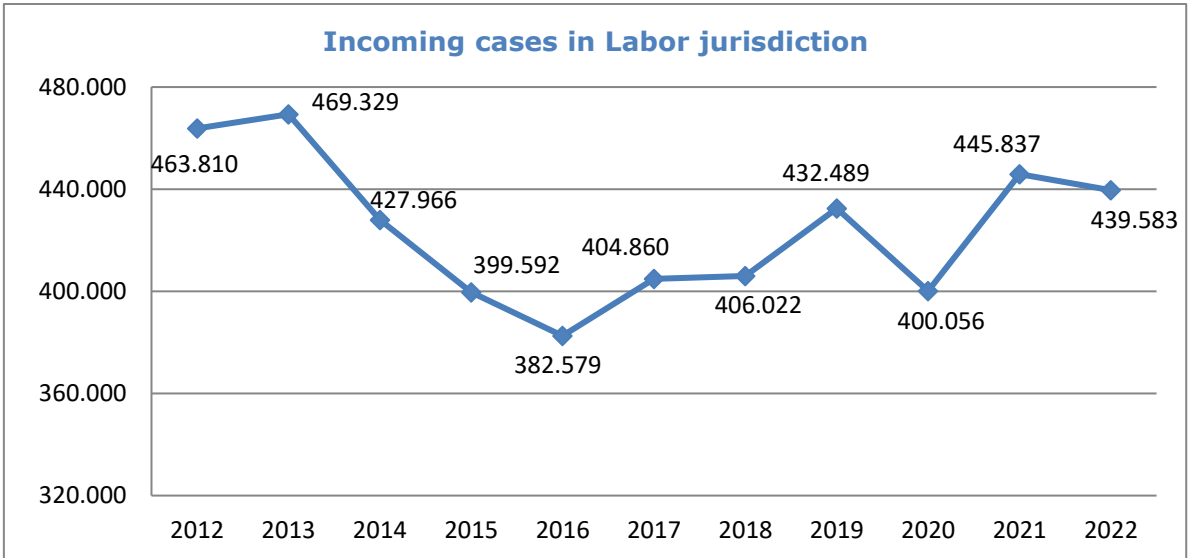


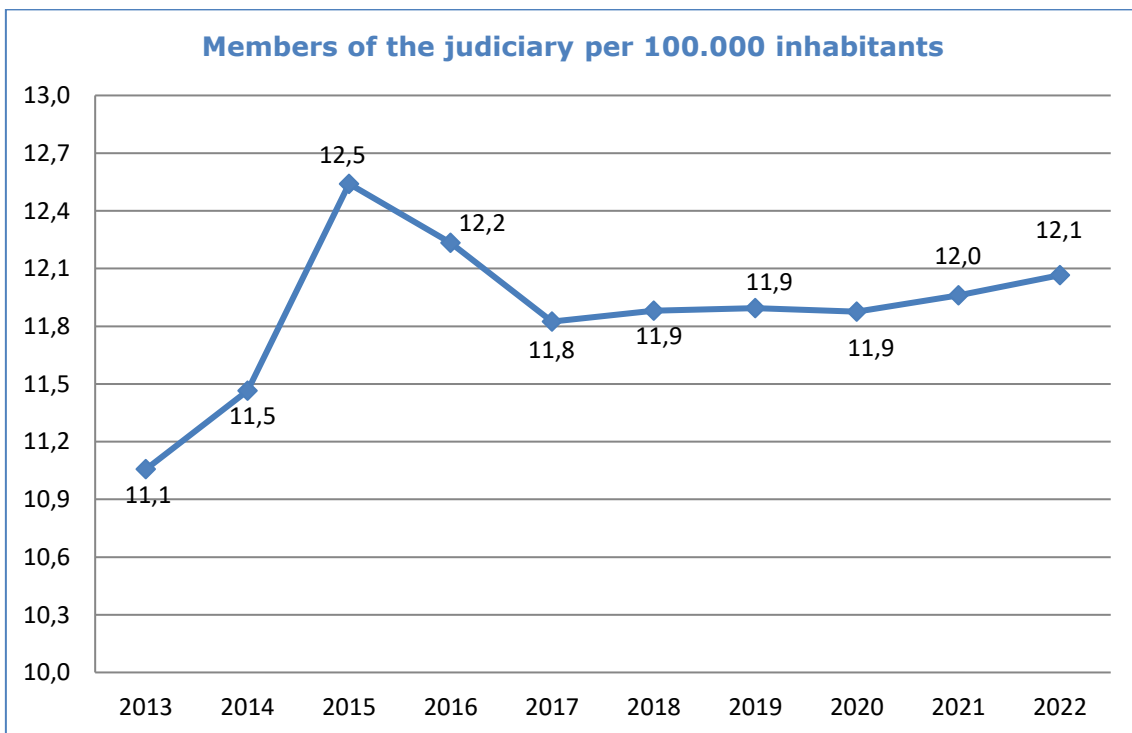
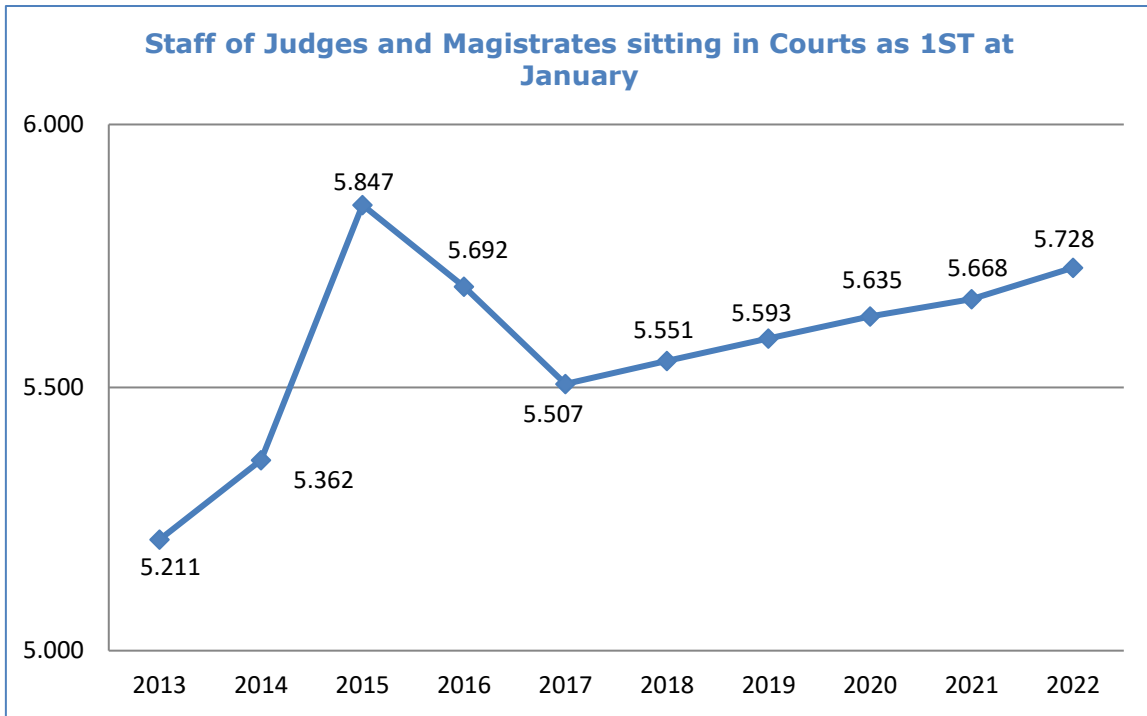












HIGH COURTS OF JUSTICE DATA



Incoming cases in 2022

| | Civil | Criminal | Administrative | Labor | TOTAL |
|----------------------|---------|----------|----------------|--------|-----------|
| Andalucía | 468.037 | 715.573 | 37.814 | 75.585 | 1.297.009 |
| Aragón | 63.913 | 86.619 | 3.525 | 8.778 | 162.835 |
| Asturias, Principado | 67.885 | 61.198 | 3.692 | 13.331 | 146.106 |
| Balears, Illes | 72.922 | 82.706 | 4.679 | 7.112 | 167.419 |
| Canarias | 174.007 | 181.631 | 8.587 | 29.996 | 394.221 |
| Cantabria | 37.201 | 34.162 | 1.948 | 6.209 | 79.520 |
| Castilla y León | 125.255 | 134.290 | 7.978 | 22.274 | 289.797 |
| Castilla - La Mancha | 101.760 | 110.582 | 6.454 | 14.356 | 233.152 |
| Cataluña | 483.782 | 558.249 | 19.602 | 65.235 | 1.126.868 |
| Com. Valenciana | 311.031 | 353.018 | 16.479 | 39.572 | 720.100 |
| Extremadura | 50.581 | 59.868 | 2.161 | 7.136 | 119.746 |
| Galicia | 151.257 | 139.571 | 8.946 | 33.316 | 333.090 |
| Madrid, Comunidad | 462.847 | 407.904 | 46.122 | 65.653 | 982.526 |
| Murcia, Región de | 89.740 | 113.590 | 6.444 | 12.050 | 221.824 |
| Navarra, C. Foral de | 27.167 | 40.926 | 1.875 | 5.400 | 75.368 |
| País Vasco | 97.187 | 103.054 | 7.372 | 24.946 | 232.559 |
| Rioja, La | 14.717 | 14.133 | 1.143 | 2.525 | 32.518 |

Percentage of incoming cases in 2022 by the total number of incoming cases in the Highs Courts of Justice

| | Civil | Criminal | Administrative | Labor | TOTAL |
|-------------------------|-------|----------|----------------|-------|-------|
| Andalucía | 16,7% | 22,2% | 17,2% | 17,2% | 19,4% |
| Aragón | 2,3% | 3,1% | 0,1% | 0,3% | 2,4% |
| Asturias, Principado de | 2,4% | 2,2% | 0,1% | 0,5% | 2,2% |
| Balears, Illes | 2,6% | 2,9% | 0,2% | 0,3% | 2,5% |
| Canarias | 6,2% | 6,5% | 0,3% | 1,1% | 5,9% |
| Cantabria | 1,3% | 1,2% | 0,1% | 0,2% | 1,2% |
| Castilla y León | 4,5% | 4,8% | 0,3% | 0,8% | 4,3% |
| Castilla - La Mancha | 3,6% | 3,9% | 0,2% | 0,5% | 3,5% |
| Cataluña | 17,2% | 19,9% | 0,7% | 2,3% | 16,9% |
| Comunitat Valenciana | 11,1% | 12,6% | 0,6% | 1,4% | 10,8% |
| Extremadura | 1,8% | 2,1% | 0,1% | 0,3% | 1,8% |
| Galicia | 5,4% | 5,0% | 0,3% | 1,2% | 5,0% |
| Madrid, Comunidad de | 16,5% | 14,5% | 1,6% | 2,3% | 14,7% |
| Murcia, Región de | 3,2% | 4,0% | 0,2% | 0,4% | 3,3% |
| Navarra, Com. Foral de | 1,0% | 1,5% | 0,1% | 0,2% | 1,1% |
| País Vasco | 3,5% | 3,7% | 0,3% | 0,9% | 3,5% |
| Rioja, La | 0,5% | 0,5% | 0,0% | 0,1% | 0,5% |

Resolved cases in 2022

| | Civil | Criminal | Administrative | Labor | TOTAL |
|----------------------|---------|----------|----------------|--------|-----------|
| Andalucía | 461.272 | 712.283 | 46.665 | 70.581 | 1.290.801 |
| Aragón | 57.447 | 86.375 | 3.319 | 9.123 | 156.264 |
| Asturias, Principado | 64.054 | 59.209 | 3.754 | 13.165 | 140.182 |
| Balears, Illes | 66.999 | 82.745 | 4.075 | 8.118 | 161.937 |
| Canarias | 157.901 | 179.091 | 9.349 | 29.329 | 375.670 |
| Cantabria | 35.334 | 33.163 | 2.039 | 6.128 | 76.664 |
| Castilla y León | 118.211 | 129.999 | 7.847 | 22.130 | 278.187 |
| Castilla - La Mancha | 93.110 | 104.130 | 5.764 | 14.931 | 217.935 |
| Cataluña | 455.330 | 548.279 | 19.420 | 64.518 | 1.087.547 |
| Com. Valenciana | 293.018 | 343.299 | 18.185 | 37.002 | 691.504 |
| Extremadura | 47.646 | 58.116 | 2.400 | 6.435 | 114.597 |
| Galicia | 141.469 | 135.494 | 9.221 | 34.569 | 320.753 |
| Madrid, Comunidad | 429.792 | 410.523 | 42.018 | 67.524 | 949.857 |
| Murcia, Región de | 77.803 | 110.942 | 6.207 | 11.217 | 206.169 |
| Navarra, C. Foral de | 24.790 | 39.551 | 1.863 | 4.809 | 71.013 |
| País Vasco | 91.451 | 101.978 | 8.728 | 23.203 | 225.360 |
| Rioja, La | 13.006 | 13.720 | 1.225 | 2.267 | 30.218 |

Pending cases at the end of the year 2022

| | Civil | Criminal | Administrative | Labor | TOTAL |
|----------------------|---------|----------|----------------|--------|---------|
| Andalucía | 340.263 | 170.802 | 47.597 | 96.438 | 655.100 |
| Aragón | 32.095 | 14.462 | 4.288 | 6.077 | 56.922 |
| Asturias, Principado | 27.255 | 13.753 | 2.579 | 6.959 | 50.546 |
| Balears, Illes | 51.482 | 22.325 | 6.560 | 6.220 | 86.587 |
| Canarias | 107.250 | 41.835 | 7.198 | 19.223 | 175.506 |
| Cantabria | 22.477 | 8.482 | 1.125 | 4.911 | 36.995 |
| Castilla y León | 69.186 | 39.379 | 5.246 | 16.316 | 130.127 |
| Castilla - La Mancha | 87.701 | 52.889 | 7.844 | 11.747 | 160.181 |
| Cataluña | 339.407 | 170.883 | 22.641 | 53.023 | 585.954 |
| Com. Valenciana | 184.487 | 102.049 | 13.029 | 33.040 | 332.605 |
| Extremadura | 27.251 | 15.952 | 931 | 5.426 | 49.560 |
| Galicia | 91.417 | 42.536 | 7.159 | 26.077 | 167.189 |
| Madrid, Comunidad | 360.628 | 97.191 | 37.467 | 39.675 | 534.961 |
| Murcia, Región de | 82.848 | 40.106 | 6.113 | 12.144 | 141.211 |
| Navarra, C. Foral de | 12.501 | 8.224 | 913 | 3.307 | 24.945 |
| País Vasco | 52.507 | 36.022 | 6.256 | 18.323 | 113.108 |
| Rioja, La | 8.151 | 5.421 | 730 | 1.885 | 16.187 |

Pending rate in 2022

| | Civil | Criminal | Administrative | Labor | TOTAL |
|------------------------|-------------|-------------|----------------|-------------|-------------|
| Andalucía | 0,74 | 0,24 | 1,02 | 1,37 | 0,51 |
| Aragón | 0,56 | 0,17 | 1,29 | 0,67 | 0,36 |
| Asturias, Principado | 0,43 | 0,23 | 0,69 | 0,53 | 0,36 |
| Balears, Illes | 0,77 | 0,27 | 1,61 | 0,77 | 0,53 |
| Canarias | 0,68 | 0,23 | 0,77 | 0,66 | 0,47 |
| Cantabria | 0,64 | 0,26 | 0,55 | 0,80 | 0,48 |
| Castilla y León | 0,59 | 0,30 | 0,67 | 0,74 | 0,47 |
| Castilla - La Mancha | 0,94 | 0,51 | 1,36 | 0,79 | 0,73 |
| Cataluña | 0,75 | 0,31 | 1,17 | 0,82 | 0,54 |
| Comunitat Valenciana | 0,63 | 0,30 | 0,72 | 0,89 | 0,48 |
| Extremadura | 0,57 | 0,27 | 0,39 | 0,84 | 0,43 |
| Galicia | 0,65 | 0,31 | 0,78 | 0,75 | 0,52 |
| Madrid, Comunidad de | 0,84 | 0,24 | 0,89 | 0,59 | 0,56 |
| Murcia, Región de | 1,06 | 0,36 | 0,98 | 1,08 | 0,68 |
| Navarra, Com. Foral de | 0,50 | 0,21 | 0,49 | 0,69 | 0,35 |
| País Vasco | 0,57 | 0,35 | 0,72 | 0,79 | 0,50 |
| Rioja, La | 0,63 | 0,40 | 0,60 | 0,83 | 0,54 |
| SPAIN | 0,73 | 0,28 | 0,98 | 0,85 | 0,53 |

Clearance rate in 2022

| | Civil | Criminal | Administrative | Labor | TOTAL |
|-------------------------|-------------|-------------|----------------|-------------|-------------|
| Andalucía | 0,99 | 1,00 | 1,23 | 0,93 | 1,00 |
| Aragón | 0,90 | 1,00 | 0,94 | 1,04 | 0,96 |
| Asturias, Principado de | 0,94 | 0,97 | 1,02 | 0,99 | 0,96 |
| Balears, Illes | 0,92 | 1,00 | 0,87 | 1,14 | 0,97 |
| Canarias | 0,91 | 0,99 | 1,09 | 0,98 | 0,95 |
| Cantabria | 0,95 | 0,97 | 1,05 | 0,99 | 0,96 |
| Castilla y León | 0,94 | 0,97 | 0,98 | 0,99 | 0,96 |
| Castilla - La Mancha | 0,91 | 0,94 | 0,89 | 1,04 | 0,93 |
| Cataluña | 0,94 | 0,98 | 0,99 | 0,99 | 0,97 |
| Comunitat Valenciana | 0,94 | 0,97 | 1,10 | 0,94 | 0,96 |
| Extremadura | 0,94 | 0,97 | 1,11 | 0,90 | 0,96 |
| Galicia | 0,94 | 0,97 | 1,03 | 1,04 | 0,96 |
| Madrid, Comunidad de | 0,93 | 1,01 | 0,91 | 1,03 | 0,97 |
| Murcia, Región de | 0,87 | 0,98 | 0,96 | 0,93 | 0,93 |
| Navarra, Com. Foral de | 0,91 | 0,97 | 0,99 | 0,89 | 0,94 |
| País Vasco | 0,94 | 0,99 | 1,18 | 0,93 | 0,97 |
| Rioja, La | 0,88 | 0,97 | 1,07 | 0,90 | 0,93 |
| SPAIN | 0,94 | 0,98 | 1,02 | 0,98 | 0,97 |

Congestion rate in 2022

| | Civil | Criminal | Administrative | Labor | TOTAL |
|--------------------------------|-------------|-------------|----------------|-------------|-------------|
| Andalucía | 1,72 | 1,23 | 2,01 | 2,37 | 1,50 |
| Aragón | 1,56 | 1,15 | 2,39 | 1,67 | 1,36 |
| Asturias, Principado de | 1,43 | 1,24 | 1,68 | 1,54 | 1,37 |
| Balears, Illes | 1,78 | 1,28 | 2,60 | 1,82 | 1,55 |
| Canarias | 1,69 | 1,23 | 1,73 | 1,66 | 1,47 |
| Cantabria | 1,62 | 1,23 | 1,53 | 1,82 | 1,46 |
| Castilla y León | 1,59 | 1,31 | 1,70 | 1,74 | 1,47 |
| Castilla - La Mancha | 1,95 | 1,51 | 2,38 | 1,77 | 1,74 |
| Cataluña | 1,76 | 1,30 | 2,13 | 1,83 | 1,54 |
| Comunitat Valenciana | 1,63 | 1,30 | 1,65 | 1,92 | 1,48 |
| Extremadura | 1,60 | 1,28 | 1,40 | 1,85 | 1,45 |
| Galicia | 1,66 | 1,31 | 1,76 | 1,77 | 1,52 |
| Madrid, Comunidad de | 1,82 | 1,21 | 1,89 | 1,58 | 1,54 |
| Murcia, Región de | 2,07 | 1,36 | 1,96 | 2,08 | 1,68 |
| Navarra, Com. Foral de | 1,50 | 1,21 | 1,45 | 1,69 | 1,35 |
| País Vasco | 1,57 | 1,33 | 1,70 | 1,80 | 1,49 |
| Rioja, La | 1,65 | 1,39 | 1,66 | 1,85 | 1,55 |
| SPAIN | 1,73 | 1,27 | 1,97 | 1,86 | 1,52 |

Relative (*in percentage*) of trials held and trials scheduled

| | Courts of First Instance, Magistrates' Courts and Courts of First Instance and Enquiries | | | Courts of Violence Against women | | |
|----------------------|--|---------------------------------|-----------------------------------|----------------------------------|---------------------------------|-----------------------------------|
| | Civil | Total trials for minor offences | Summary trials for minor offences | Civil | Total trials for minor offences | Summary trials for minor offences |
| Andalucía | 83,5% | 80,2% | 85,0% | 78,0% | 89,8% | 96,1% |
| Aragón | 83,2% | 82,7% | 86,8% | 86,3% | 94,2% | 97,1% |
| Asturias, Principado | 86,9% | 83,5% | 92,7% | 86,7% | 94,8% | 96,1% |
| Balears, Illes | 80,0% | 77,2% | 94,6% | 71,0% | 89,8% | 91,2% |
| Canarias | 83,1% | 81,4% | 89,1% | 76,7% | 89,9% | 96,1% |
| Cantabria | 83,4% | 88,4% | 95,8% | 77,4% | 93,3% | 93,5% |
| Castilla y León | 86,4% | 82,0% | 95,6% | 87,9% | 95,3% | 97,4% |
| Castilla. La Mancha | 81,8% | 80,3% | 92,7% | 84,3% | 73,2% | 98,0% |
| Cataluña | 73,3% | 80,2% | 90,2% | 73,5% | 90,2% | 92,0% |
| Com. Valenciana | 80,7% | 80,3% | 91,1% | 78,4% | 85,8% | 89,0% |
| Extremadura | 81,0% | 80,7% | 91,5% | 81,3% | 92,1% | 98,4% |
| Galicia | 83,3% | 79,9% | 93,3% | 77,8% | 95,3% | 100,0% |
| Madrid, Comunidad | 86,0% | 80,6% | 93,3% | 76,2% | 83,8% | 87,7% |
| Murcia, Región de | 81,6% | 83,3% | 95,3% | 77,5% | 92,6% | 90,3% |
| Navarra, C. Foral de | 89,1% | 80,3% | 91,5% | 75,9% | 92,1% | 100,0% |
| País Vasco | 81,6% | 83,8% | 92,2% | 78,6% | 84,8% | 87,3% |
| Rioja, La | 83,3% | 84,6% | 94,5% | 74,3% | 94,1% | 100,0% |
| SPAIN | 81,7% | 80,9% | 90,1% | 77,6% | 88,6% | 94,1% |

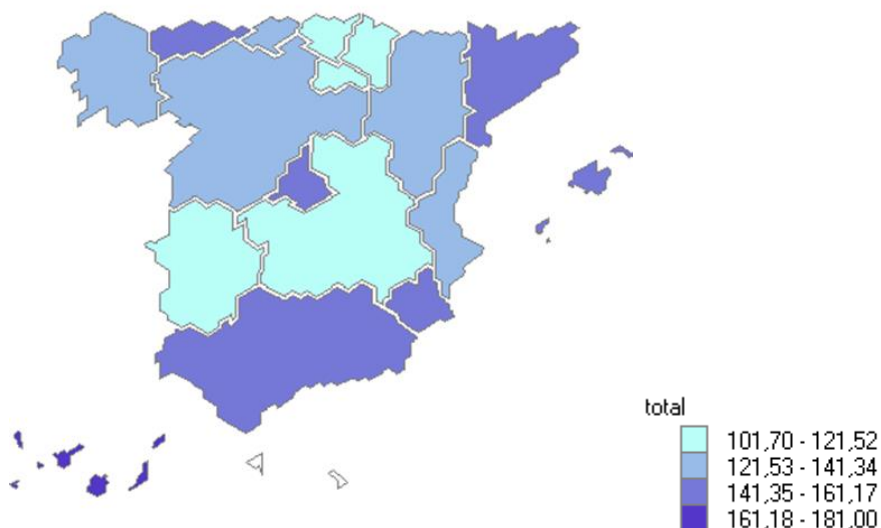
| | Criminal Courts | | Juvenile Courts | Provincial Courts | |
|----------------------|-----------------|--------------|-----------------|-------------------|--------------|
| | Total Trials | Fast Trials | Criminal | Civil | Criminal |
| Andalucía | 69,3% | 72,1% | 83,0% | 76,8% | 79,3% |
| Aragón | 77,3% | 83,1% | 86,7% | 96,2% | 85,7% |
| Asturias, Principado | 83,1% | 82,9% | 81,6% | 97,4% | 83,3% |
| Balears, Illes | 72,4% | 76,2% | 71,4% | 60,3% | 91,7% |
| Canarias | 69,1% | 75,8% | 75,8% | 89,1% | 79,3% |
| Cantabria | 82,6% | 84,1% | 91,3% | 95,6% | 90,3% |
| Castilla y León | 77,6% | 80,4% | 80,9% | 94,3% | 89,8% |
| Castilla. La Mancha | 70,5% | 76,4% | 83,0% | 93,2% | 78,0% |
| Cataluña | 70,8% | 74,5% | 73,1% | 69,2% | 74,1% |
| Com. Valenciana | 75,0% | 81,8% | 76,7% | 94,3% | 76,6% |
| Extremadura | 74,3% | 85,7% | 82,6% | 100,0% | 83,2% |
| Galicia | 71,3% | 79,5% | 77,5% | 82,9% | 74,0% |
| Madrid, Comunidad | 71,5% | 75,8% | 71,7% | 83,8% | 81,3% |
| Murcia, Región de | 64,4% | 74,0% | 93,6% | 83,3% | 72,0% |
| Navarra, Com. Foral | 84,0% | 86,6% | 92,0% | 100,0% | 93,3% |
| País Vasco | 75,4% | 83,0% | 78,8% | 75,3% | 81,5% |
| Rioja, La | 75,0% | 78,5% | 75,8% | 85,0% | 86,7% |
| SPAIN | 72,0% | 75,8% | 78,3% | 85,8% | 79,1% |

| | Commercial Courts | Administrative Courts | Labor Courts |
|-------------------------|-------------------|-----------------------|--------------|
| Andalucía | 84,6% | 83,2% | 80,9% |
| Aragón | 77,5% | 85,4% | 82,4% |
| Asturias, Principado de | 56,5% | 88,4% | 85,8% |
| Balears, Illes | 78,0% | 84,6% | 77,4% |
| Canarias | 82,4% | 86,3% | 74,1% |
| Cantabria | 63,9% | 84,6% | 87,7% |
| Castilla y León | 80,3% | 83,4% | 81,5% |
| Castilla - La Mancha | 86,5% | 85,1% | 77,1% |
| Cataluña | 71,0% | 77,1% | 78,7% |
| Comunitat Valenciana | 78,5% | 87,3% | 82,3% |
| Extremadura | 85,5% | 76,0% | 80,9% |
| Galicia | 79,3% | 84,2% | 77,6% |
| Madrid, Comunidad de | 83,8% | 91,7% | 81,1% |
| Murcia, Región de | 75,7% | 81,5% | 80,7% |
| Navarra, Com. Foral de | 78,1% | 88,6% | 85,2% |
| País Vasco | 83,5% | 84,0% | 79,2% |
| Rioja, La | 80,8% | 85,3% | 78,7% |
| SPAIN | 79,1% | 85,0% | 80,0% |

Litigation rate in 2022

| | Civil | Criminal | Administrative | Labor | TOTAL |
|-------------------------|-------------|-------------|----------------|------------|--------------|
| Andalucía | 54,0 | 82,5 | 4,4 | 8,7 | 149,6 |
| Aragón | 48,2 | 65,3 | 2,7 | 6,6 | 122,8 |
| Asturias, Principado de | 67,6 | 60,9 | 3,7 | 13,3 | 145,4 |
| Balears, Illes | 62,0 | 70,3 | 4,0 | 6,0 | 142,3 |
| Canarias | 79,9 | 83,4 | 3,9 | 13,8 | 181,0 |
| Cantabria | 63,5 | 58,4 | 3,3 | 10,6 | 135,8 |
| Castilla y León | 61,0 | 65,4 | 3,9 | 10,8 | 141,1 |
| Castilla-La Mancha | 42,9 | 46,6 | 2,7 | 6,1 | 98,3 |
| Cataluña | 62,1 | 71,6 | 2,5 | 8,4 | 144,6 |
| Comunitat Valenciana | 61,0 | 69,2 | 3,2 | 7,8 | 141,3 |
| Extremadura | 48,0 | 56,8 | 2,0 | 6,8 | 113,5 |
| Galicia | 56,2 | 51,9 | 3,3 | 12,4 | 123,8 |
| Madrid, Comunidad de | 68,6 | 60,4 | 6,8 | 9,7 | 145,6 |
| Murcia, Región de | 58,6 | 74,2 | 4,2 | 7,9 | 144,8 |
| Navarra, Com. Foral de | 40,9 | 61,6 | 2,8 | 8,1 | 113,5 |
| País Vasco | 44,0 | 46,7 | 3,3 | 11,3 | 105,3 |
| Rioja, La | 46,0 | 44,2 | 3,6 | 7,9 | 101,7 |
| SPAIN | 59,2 | 67,8 | 4,6 | 9,3 | 140,8 |

LITIGATION RATE BY HCJ *



(*) Number of incoming cases per 1.000 inhabitants

REQUEST LETTERS/COMMON OFFICES

Request letters

| | |
|-----------------------|------------------|
| Courts | 492.761 |
| Common Offices | 579.869 |
| SPAIN | 1.072.630 |

COMMON OFFICES

Proceedings handled

| | Incoming cases | Returned with positive fulfilment | Others returned | Pending at the year end |
|----------------------------------|----------------|-----------------------------------|-----------------|-------------------------|
| Personal Proceedings | 3.301.283 | 2.085.385 | 1.181.408 | 179.113 |
| Proceedings on Commission | 81.948 | 41.993 | 38.356 | 21.480 |
| Seizures | 11.880 | 5.166 | 6.709 | 1.098 |
| Evictions | 62.936 | 31.444 | 29.391 | 17.489 |
| Others | 7.132 | 4.583 | 2.256 | 2.893 |

Venue of undertaking

| | In the Service venue | Outside Service venue | Total |
|----------------------------------|----------------------|-----------------------|-----------|
| Personal Proceedings | 782.129 | 2.566.888 | 3.349.017 |
| Proceedings on Commission | 30.026 | 97.170 | 127.196 |

| | Proceedings by the own service | Proceedings in prisons |
|----------------------------------|--------------------------------|------------------------|
| Personal Proceedings | 148.704 | 154.386 |
| Proceedings on Commission | - | 18.598 |

Average length of time (days)

| Individual proceedings | Seizures | Evictions |
|------------------------|----------|-----------|
| 13,3 | 12,1 | 28,3 |

INFORMATION REQUESTS ON PNJ NETWORK³¹

| Access to web sites | 2022 | 2021 | Evolution |
|--|-------------------|-------------------|--------------|
| Directorate General of road traffic | 3.142.068 | 3.265.555 | -3,8% |
| CORPME (Registrar Association) | 29.518 | 31.919 | -7,5% |
| Police | 4.895.420 | 3.770.276 | 29,8% |
| AEAT (Tax Agency) + AEATWS | 11.027.158 | 10.115.340 | 9,0% |
| Land Registry | 2.978.128 | 2.955.182 | 0,8% |
| SEPE (Employment Service) | 1.808.872 | 1.783.308 | 1,4% |
| INE (Statistics Institute- Municipal Register) | 1.468.024 | 1.381.403 | 6,3% |
| Social Security | 5.554.034 | 5.006.677 | 10,9% |
| Hacienda Foral de Navarra | 1.727.453 | 1.578.072 | 9,5% |
| Diputación Foral Bizkaia | 1.709.688 | 228.854 | 647,1% |
| Central Registry Office (Deaths) | 1.165.390 | 1.005.534 | 15,9% |
| Total | 35.505.753 | 31.122.120 | 14,1% |

| Seizures | 2022 | 2021 | Evolution |
|-------------------------------|------------------|------------------|-------------|
| Fully succesfull seizures | 77.414 | 70.566 | 9,7% |
| Partially succesfull seizures | 434.537 | 388.821 | 11,8% |
| Failed seizures | 1.173.967 | 1.125.414 | 4,3% |
| Total | 1.686.918 | 1.584.801 | 6,4% |

| Fees | 2022 | 2021 | Evolution |
|-------------------------|----------------|----------------|----------------|
| Self settlement | 301.393 | 353.328 | -14,7% |
| Change of amount | 178 | 340 | -47,6% |
| Out-of-court settlement | 2.359 | 3.661 | -35,6% |
| Total | 303.390 | 357.329 | -14,90% |

³¹ Source. General Council of the Judiciary

PRACTICED NOTICES THROUGH Lexnet³²

| AUTONOMOUS REGION / ORGANISM | 2021 | 2022 | Evolution 2021 / 2022 |
|------------------------------|-------------------|-------------------|-----------------------|
| Andalucía | 18.451.448 | 18.304.764 | -0,79% |
| Asturias, Principado de | 3.072.536 | 3.190.056 | 3,82% |
| Balears, Illes | 3.332.518 | 3.545.040 | 6,38% |
| Canarias | 6.016.737 | 5.947.407 | -1,15% |
| Castilla Y León | 6.772.862 | 6.878.379 | 1,56% |
| Castilla-La Mancha | 4.491.234 | 4.688.847 | 4,40% |
| Cataluña | 12.109.017 | 12.902.927 | 6,56% |
| Comunidad Valenciana | 10.937.507 | 10.818.745 | -1,09% |
| Extremadura | 2.616.092 | 2.678.134 | 2,37% |
| Galicia | 6.503.538 | 6.520.882 | 0,27% |
| Madrid, Comunidad de | 12.223.268 | 12.994.713 | 6,31% |
| Murcia, Región de | 3.887.554 | 3.881.671 | -0,15% |
| Rioja, La | 853.035 | 858.678 | 0,66% |
| Ceuta | 316.777 | 323.759 | 2,20% |
| Melilla | 282.285 | 262.307 | -7,08% |
| National High Court | 1.446.465 | 1.484.939 | 2,66% |
| Supreme Court | 695.565 | 774.553 | 11,36% |
| Total | 94.008.438 | 96.055.801 | 2,18% |

³² Source: Ministry of Justice

NUMBER OF CONVICTS AT 31ST DECEMBER 2022 ³³

| | Convicts | | | Percentage of Foreigners | | |
|-----------------------------|---------------|--------------|---------------|--------------------------|--------------|--------------|
| | Men | Women | Total | Men | Women | Total |
| Andalucía | 11.995 | 789 | 12.784 | 20% | 15% | 20% |
| Aragón | 1.775 | 96 | 1.871 | 37% | 31% | 37% |
| Asturias, Principado | 922 | 97 | 1.019 | 11% | 16% | 11% |
| Balears, Illes | 1.277 | 117 | 1.394 | 35% | 22% | 34% |
| Canarias | 3.177 | 191 | 3.368 | 24% | 23% | 24% |
| Cantabria | 403 | 35 | 438 | 16% | 17% | 16% |
| Castilla y León | 3.620 | 265 | 3.885 | 38% | 20% | 37% |
| Castilla - La Mancha | 1.677 | 39 | 1.716 | 26% | 15% | 25% |
| Cataluña | 7.236 | 476 | 7.712 | 50% | 35% | 49% |
| Com. Valenciana | 5.753 | 586 | 6.339 | 27% | 21% | 26% |
| Extremadura | 931 | 68 | 999 | 12% | 16% | 12% |
| Galicia | 2.704 | 224 | 2.928 | 19% | 14% | 18% |
| Madrid, Comunidad | 6.280 | 686 | 6.966 | 40% | 48% | 41% |
| Murcia, Región de | 1.544 | 101 | 1.645 | 29% | 27% | 29% |
| Navarra, C. Foral de | 336 | 35 | 371 | 28% | 17% | 27% |
| País Vasco | 1.447 | 124 | 1.571 | 32% | 21% | 31% |
| Rioja, La | 247 | 24 | 271 | 25% | 8% | 24% |
| Ceuta | 265 | 11 | 276 | 21% | 27% | 21% |
| Melilla | 191 | 7 | 198 | 36% | 29% | 35% |
| TOTAL | 51.780 | 3.971 | 55.751 | 30,4% | 25,7% | 30,1% |

³³ Source: Home Office. General Secretariat of Penitentiary Institutions. General Statistics of penitentiary population.

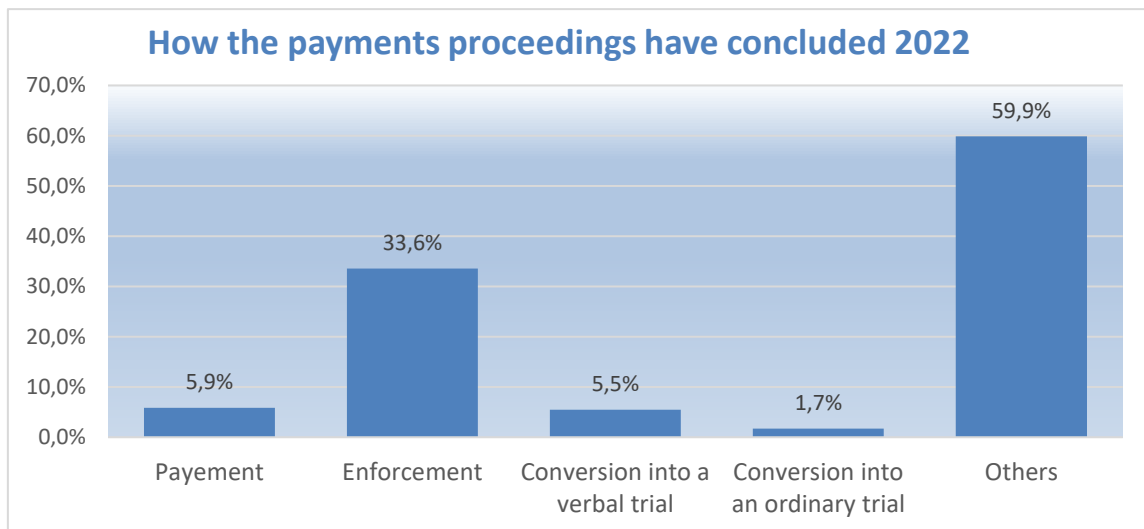
IMPORTANT CASES HANDLING



PAYMENT PROCEEDINGS ³⁴

| | 2018 | 2019 | 2020 | 2021 | 2022 |
|--------------------------------|---------|---------|---------|---------|---------|
| Incoming cases | 576.846 | 720.991 | 709.216 | 804.686 | 955.957 |
| Resolved | 554.671 | 657.608 | 645.800 | 817.200 | 870.323 |
| Pending at the year end | 281.868 | 347.374 | 414.816 | 411.420 | 506.188 |

| | Evolución 2018/2019 | Evolución 2019/2020 | Evolución 2020/2021 | Evolución 2021/2022 |
|--------------------------------|------------------------|------------------------|------------------------|------------------------|
| Incoming cases | 25,0% | -1,6% | 13,5% | 18,8% |
| Resolved | 18,6% | -1,8% | 26,5% | 6,5% |
| Pending at the year end | 32,8% | 10,8% | -0,8% | 23,0% |



Incoming enforcements

| | From foreclosures | From findings | From not-judicial instruments | From Family law | From other judicial instruments | From E.U. Regulations | TOTAL |
|-------------|-------------------|---------------|-------------------------------|-----------------|---------------------------------|-----------------------|---------|
| 2018 | 27.404 | 1.336 | 34.148 | 40.992 | 355.389 | 278 | 459.547 |
| 2019 | 17.411 | 1.204 | 32.605 | 39.609 | 376.463 | 400 | 467.692 |
| 2020 | 20.460 | 973 | 25.116 | 34.290 | 323.493 | 251 | 404.583 |
| 2021 | 27.874 | 1.389 | 25.058 | 34.575 | 415.458 | 244 | 504.598 |
| 2022 | 24.952 | 1.207 | 23.995 | 34.434 | 431.809 | 358 | 516.755 |

Pending enforcements

| | From foreclosures | From findings | From not-judicial instruments | From Family law | From other judicial instruments | From E.U. Regulations | TOTAL |
|-------------|-------------------|---------------|-------------------------------|-----------------|---------------------------------|-----------------------|-----------|
| 2018 | 137.548 | 6.692 | 297.289 | 120.616 | 1.306.735 | 341 | 1.871.239 |
| 2019 | 114.116 | 6.412 | 297.734 | 120.324 | 1.352.784 | 528 | 1.893.917 |
| 2020 | 104.474 | 6.628 | 300.621 | 122.550 | 1.389.869 | 506 | 1.926.668 |
| 2021 | 104.475 | 6.753 | 303.249 | 115.618 | 1.462.296 | 479 | 1.994.891 |
| 2022 | 104.021 | 4.889 | 297.523 | 118.711 | 1.552.780 | 585 | 2.080.531 |

³⁴ Only in Courts of First Instance and Courts of First Instance and Enquiry

DIVORCES AND SEPARATIONS

| | Annulment | Consensual Divorces | Litigious Divorces | Consensual Separations | Litigious Separations |
|----------------------------|--------------|---------------------|--------------------|------------------------|-----------------------|
| Andalucía | 13 | 9.322 | 8.221 | 503 | 301 |
| Aragón | 1 | 1.529 | 741 | 74 | 15 |
| Asturias, Principado de | 1 | 1.192 | 756 | 81 | 25 |
| Balears, Illes | 0 | 1.724 | 814 | 63 | 11 |
| Canarias | 3 | 2.959 | 2.252 | 122 | 62 |
| Cantabria | 0 | 678 | 436 | 32 | 16 |
| Castilla y León | 2 | 2.227 | 1.385 | 118 | 42 |
| Castilla - La Mancha | 3 | 2.157 | 1.663 | 101 | 44 |
| Cataluña | 12 | 10.264 | 4.956 | 421 | 156 |
| Comunitat Valenciana | 9 | 6.801 | 4.220 | 341 | 174 |
| Extremadura | 2 | 1.097 | 679 | 77 | 27 |
| Galicia | 5 | 2.885 | 2.039 | 129 | 59 |
| Madrid, Comunidad de | 12 | 7.093 | 4.784 | 330 | 143 |
| Murcia, Región de | 0 | 1.746 | 1.446 | 61 | 39 |
| Navarra, Com. Foral de | 0 | 753 | 366 | 43 | 17 |
| País Vasco | 2 | 2.301 | 1.260 | 71 | 37 |
| Rioja, La | 0 | 395 | 232 | 14 | 6 |
| TOTAL | 65 | 55.123 | 36.250 | 2.581 | 1.174 |
| EVOLUCIÓN 2020/2021 | -7,1% | -3,6% | -0,2% | -3,9% | -1,1% |

AMENDMENT OF MEASURES

| | Amendment of agreed measures | Amendment of not-agreed measures | Custodial parent or agreed maintenance | Custodial parent or not-agreed maintenance |
|-----------------------|------------------------------|----------------------------------|--|--|
| Andalucía | 2.218 | 7.211 | 4.986 | 6.549 |
| Aragón | 303 | 763 | 450 | 521 |
| Asturias, Principado | 393 | 783 | 396 | 421 |
| Balears, Illes | 406 | 865 | 601 | 623 |
| Canarias | 653 | 1.930 | 2.018 | 2.064 |
| Cantabria | 160 | 270 | 250 | 261 |
| Castilla y León | 505 | 1.358 | 647 | 765 |
| Castilla-La Mancha | 419 | 1.285 | 799 | 1.031 |
| Cataluña | 2.424 | 4.341 | 3.789 | 3.493 |
| Com. Valenciana | 1.450 | 3.886 | 2.228 | 2.848 |
| Extremadura | 258 | 679 | 579 | 474 |
| Galicia | 655 | 1.695 | 949 | 1.161 |
| Madrid, Comunidad | 1.595 | 4.470 | 2.423 | 3.488 |
| Murcia, Región de | 421 | 1.099 | 683 | 1.169 |
| Navarra, Com. Foral | 177 | 252 | 294 | 399 |
| País Vasco | 589 | 1.177 | 888 | 1.076 |
| Rioja, La | 60 | 183 | 97 | 123 |
| TOTAL | 12.686 | 32.247 | 22.077 | 26.466 |
| EVOLUCIÓN 2017 | -2,1% | 0,3% | -8,1% | -0,3% |

NON-CONTENTIOUS PROCEEDINGS ³⁵

| | Incoming cases | Resolved | Pending at the year end | Incoming evolution 2020/2021 |
|-------------------------|----------------|----------------|-------------------------|------------------------------|
| Andalucía | 26.562 | 26.519 | 7.902 | -6,67% |
| Aragón | 3.508 | 3.403 | 1.087 | -13,62% |
| Asturias, Principado de | 5.109 | 5.018 | 1.032 | -3,07% |
| Balears, Illes | 3.639 | 3.706 | 1.506 | -5,23% |
| Canarias | 6.133 | 5.632 | 2.464 | 5,20% |
| Cantabria | 3.038 | 3.077 | 805 | -3,46% |
| Castilla y León | 8.102 | 8.197 | 2.414 | -13,52% |
| Castilla - La Mancha | 5.651 | 5.500 | 2.895 | -5,14% |
| Cataluña | 21.916 | 20.652 | 7.880 | 0,08% |
| Comunitat Valenciana | 16.920 | 16.860 | 4.833 | -9,24% |
| Extremadura | 2.966 | 2.906 | 1.106 | -9,63% |
| Galicia | 11.448 | 11.345 | 3.643 | -11,17% |
| Madrid, Comunidad de | 22.729 | 22.337 | 7.156 | -11,13% |
| Murcia, Región de | 5.829 | 5.729 | 2.533 | -9,81% |
| Navarra, Com. Foral de | 1.635 | 1.676 | 367 | -12,14% |
| País Vasco | 7.756 | 7.833 | 1.603 | -13,21% |
| Rioja, La | 825 | 750 | 234 | -11,58% |
| TOTAL | 153.766 | 151.140 | 49.460 | -7,60% |

Pre-Bankruptcy situations in Commercial Courts

| | |
|----------------------------------|-------|
| Papers incoming of art. 585 TRLC | 5.428 |
|----------------------------------|-------|

Refinancing applications of D.A. (Additional provision) art. 643 TRLC

| Incoming | Resolved | Pending |
|----------|----------|---------|
| 172 | 166 | 25 |

Out-of-court payment settlements

| | |
|--------------------------------|-------|
| Incomed Papers starting file | 1.411 |
| Incomed Papers closing file | 412 |
| Incomed consecutive Bankruptcy | 4.859 |

³⁵ As of 2016 conciliation figures are included in "Non-Contentious Proceedings"

BANKRUPTCY PROCEEDINGS**Incoming in Commercial Courts, Courts of First Instance and Courts of First Instance and Inquiry**

| | 2021 | | | 2022 | | | Evolución 2021/2022 |
|---------------------------------|------------------|-------------------------------------|--|------------------|-------------------------------------|--|------------------------|
| | Legal persons | Entrepreneurs natural persons | Non entrepreneurs natural persons | Legal persons | Entrepreneurs natural persons | Non entrepreneurs natural persons | |
| Andalucía | 521 | 317 | 1.307 | 812 | 449 | 2.293 | 65,7% |
| Aragón | 125 | 50 | 325 | 120 | 131 | 462 | 42,6% |
| Asturias, Principado | 81 | 73 | 228 | 98 | 118 | 339 | 45,3% |
| Balears, Illes | 142 | 64 | 258 | 159 | 149 | 346 | 40,9% |
| Canarias | 115 | 72 | 587 | 149 | 77 | 974 | 55,0% |
| Cantabria | 38 | 23 | 54 | 56 | 24 | 138 | 89,6% |
| Castilla y León | 152 | 151 | 274 | 158 | 217 | 413 | 36,6% |
| Castilla - La Mancha | 142 | 114 | 402 | 193 | 153 | 544 | 35,3% |
| Cataluña | 1.345 | 1.631 | 2.642 | 1.597 | 2.522 | 3.976 | 44,1% |
| C. Valenciana | 847 | 331 | 1.243 | 1.024 | 332 | 1.914 | 35,1% |
| Extremadura | 59 | 45 | 138 | 91 | 58 | 246 | 63,2% |
| Galicia | 200 | 113 | 406 | 275 | 179 | 699 | 60,4% |
| Madrid, Comunidad | 1.189 | 329 | 1.661 | 1.782 | 484 | 2.316 | 44,1% |
| Murcia, Región | 108 | 58 | 295 | 178 | 85 | 431 | 50,5% |
| Navarra, Com. Foral | 25 | 23 | 59 | 38 | 50 | 122 | 96,3% |
| País Vasco | 269 | 70 | 119 | 308 | 108 | 261 | 47,8% |
| Rioja, La | 16 | 48 | 8 | 25 | 23 | 55 | 43,1% |
| TOTAL | 5.374 | 3.512 | 10.006 | 7.063 | 5.159 | 15.529 | 46,9% |

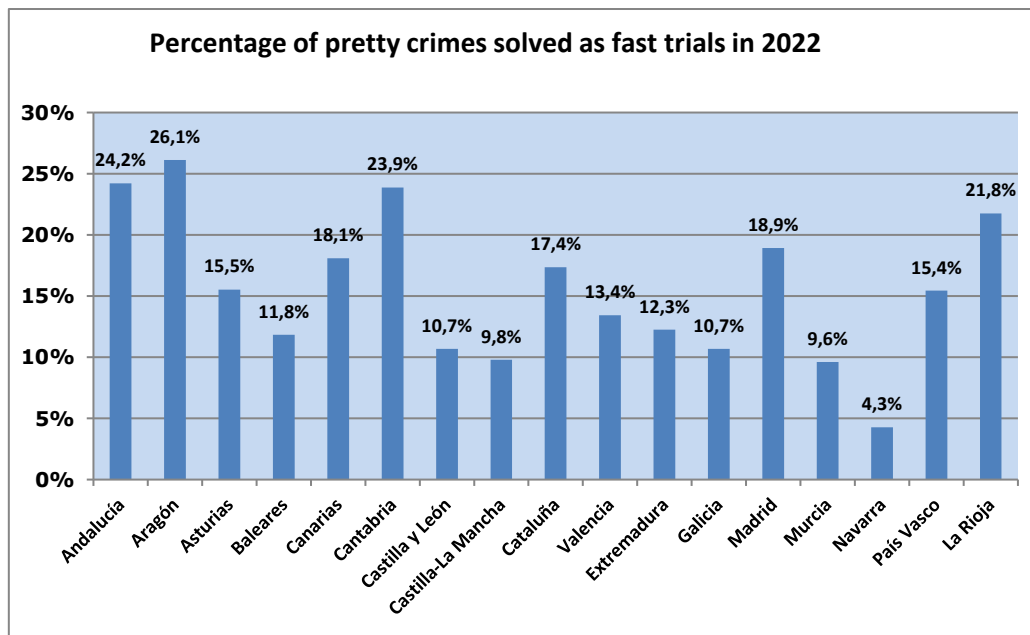
On Bankruptcy and on liquidation in Commercial Courts

| | On receivership | | | | On liquidation | | |
|-----------------------------|----------------------|------------------------|---------------|--------------------------|---------------------------|--------------|-------------------------|
| | Voluntary procedures | Involuntary procedures | Total | Consecutives, among them | Incoming & reopened cases | Resolved | Pending at the year end |
| Andalucía | 1.313 | 13 | 1.326 | 351 | 453 | 655 | 2.291 |
| Aragón | 185 | 2 | 187 | 98 | 103 | 131 | 226 |
| Asturias, Principado | 144 | 6 | 150 | 50 | 44 | 62 | 287 |
| Balears, Illes | 187 | 5 | 192 | 84 | 126 | 103 | 759 |
| Canarias | 195 | 20 | 215 | 105 | 113 | 41 | 883 |
| Cantabria | 89 | 0 | 89 | 15 | 35 | 46 | 190 |
| Castilla y León | 336 | 9 | 345 | 134 | 160 | 165 | 819 |
| Castilla. La Mancha | 217 | 4 | 221 | 110 | 48 | 62 | 764 |
| Cataluña | 3.296 | 13 | 3.309 | 2.219 | 1.337 | 1.758 | 2.152 |
| Com. Valenciana | 1.331 | 8 | 1.339 | 363 | 259 | 614 | 743 |
| Extremadura | 119 | 3 | 122 | 21 | 32 | 43 | 213 |
| Galicia | 425 | 29 | 454 | 189 | 262 | 259 | 1.072 |
| Madrid, Comunidad | 1.692 | 50 | 1.742 | 611 | 527 | 732 | 2.122 |
| Murcia, Región de | 376 | 5 | 381 | 112 | 176 | 178 | 366 |
| Navarra, Com. Foral | 59 | 0 | 59 | 27 | 32 | 57 | 177 |
| País Vasco | 405 | 7 | 412 | 91 | 168 | 271 | 296 |
| Rioja, La | 44 | 4 | 48 | 9 | 25 | 27 | 73 |
| TOTAL | 10.413 | 178 | 10.591 | 4.589 | 3.900 | 5.204 | 13.433 |

FAST TRIALS FOR CRIMINAL PROCEDURES ³⁶

| Urgent Proceedings | Approval Proceedings | % Urgent Proceedings resolved as fast Trials |
|--------------------|----------------------|--|
| 227.389 | 120.144 | 52,8% |

| | Resolved | Resolved as Fast trials | % Resolved as Fast trials |
|----------------------------|----------|-------------------------|---------------------------|
| Petty crimes Trials | 433.105 | 74.835 | 17,3% |



³⁶ Information of Magistrates' Courts of First Instance and Enquiry as well as to Courts of Violence against Women has been included.

JURY TRIALS PROCEEDINGS HEARD BEFORE JURY

| | On remand | Non remand | TOTAL |
|---|------------|------------|------------|
| Inquiry Courts and Courts of First Instance and Magistrates' | 168 | 226 | 394 |
| Violence against women Courts | 25 | 49 | 74 |
| TOTAL | 193 | 275 | 468 |

Judgements LO 5/1995

| | TOTAL | Of convictions |
|-------------------------------|------------|----------------|
| Domestic Violence | 20 | 85,0% |
| Violence against Women | 91 | 96,7% |
| Rest | 323 | 92,6% |
| TOTAL | 434 | 93,1% |

On Remand Cases

| | |
|---|--------------|
| Inquiry Courts and Courts of First Instance and Magistrates' | 4.126 |
| Violence against Women Courts | 439 |
| Provincial Courts | 1.559 |
| Criminal Courts | 819 |
| Central Enquiry Court | 77 |
| Central Criminal Court | 12 |
| National High Court - Criminal Chamber | 50 |
| TOTAL | 7.082 |

IMMIGRATION

| | 2018 | 2019 | 2020 | 2021 | 2022 |
|--|-----------|-----------|-----------|-----------|-----------|
| Immigration Cases incoming in the H.C.J. Cont-Admve. Chamber | 1.312 | 1.286 | 588 | 989 | 1.298 |
| Immigration Cases incoming in the Administrative Courts | 31.940 | 47.398 | 24.536 | 25.726 | 25.484 |
| Immigration Cases incoming in the Inquiry Courts | 9.776 | 10.403 | 4.178 | 3.643 | 3.632 |
| Foreigner population registered as at 1 January | 4.731.691 | 5.036.878 | 5.434.153 | 5.440.148 | 5.434.153 |

Percentage of Immigration cases to the overall incoming cases in 2022

| | Administrative Court | H.C.J. |
|-------------------------|----------------------|-------------|
| Andalucía | 31,5% | 0,1% |
| Aragón | 17,5% | 0,0% |
| Asturias, Principado de | 9,8% | 0,0% |
| Balears, Illes | 33,8% | 0,0% |
| Canarias | 11,5% | 0,1% |
| Cantabria | 13,2% | 0,0% |
| Castilla y León | 12,4% | 0,0% |
| Castilla - La Mancha | 11,8% | 0,1% |
| Cataluña | 28,6% | 0,0% |
| Comunitat Valenciana | 22,5% | 0,0% |
| Extremadura | 7,0% | 0,0% |
| Galicia | 6,2% | 0,0% |
| Madrid, Comunidad de | 12,1% | 10,6% |
| Murcia, Región de | 38,8% | 0,1% |
| Navarra, Com. Foral de | 10,9% | 0,0% |
| País Vasco | 38,8% | 0,0% |
| Rioja, La | 17,1% | 0,0% |
| SPAIN | 21,0% | 3,4% |

DOMESTIC VIOLENCE

| | | | Protection Orders | Denunciations |
|----------------|--------------|-----------------------------|-------------------|---------------|
| TOTAL | | | 3.818 | 21.515 |
| VICTIM | Men | Spanish of legal age | 1.118 | 7.018 |
| | | Spanish underage | 196 | 933 |
| | | Foreign of legal age | 234 | 1.695 |
| | | Foreign underage | 65 | 305 |
| | Women | Spanish of legal age | 1.743 | 9.044 |
| | | Spanish underage | 262 | 1202 |
| | | Foreign of legal age | 313 | 2.057 |
| | | Foreign underage | 76 | 399 |
| CHARGED | Men | Spanish | 2.220 | 10.985 |
| | | Foreign | 524 | 2.860 |
| | Women | Spanish | 861 | 5.587 |
| | | Foreign | 266 | 1.958 |

| | Denunciations 2022 | Denunciations per 10.000 inhabitants in 2022 |
|-------------------------|-----------------------|---|
| Andalucía | 3.719 | 4,3 |
| Aragón | 385 | 2,9 |
| Asturias, Principado de | 498 | 5,0 |
| Balears, Illes | 1.757 | 14,9 |
| Canarias | 1.291 | 5,9 |
| Cantabria | 186 | 3,2 |
| Castilla y León | 891 | 3,8 |
| Castilla - La Mancha | 604 | 2,9 |
| Cataluña | 2.116 | 2,7 |
| Comunitat Valenciana | 2.230 | 4,4 |
| Extremadura | 492 | 4,7 |
| Galicia | 1.099 | 4,1 |
| Madrid, Comunidad de | 2.326 | 3,4 |
| Murcia, Región de | 1.260 | 8,2 |
| Navarra, Com. Foral de | 291 | 4,4 |
| País Vasco | 2.262 | 10,2 |
| Rioja, La | 108 | 3,4 |
| SPAIN | 21.515 | 4,5 |

Defendant's nationality

| | Convicted | Acquitted | Defendant | Population |
|-----------|-----------|-----------|-----------|------------|
| Spanish | 82,0% | 86,9% | 83,5% | 88,3% |
| Foreigner | 18,0% | 13,1% | 16,5% | 11,7% |

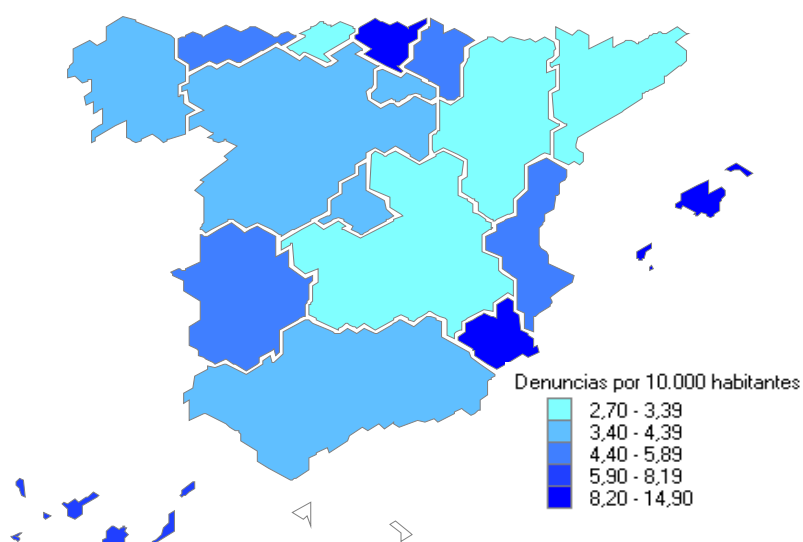
Defendant's sex

| | Convicted | Acquitted | Defendant | Population |
|-------|-----------|-----------|-----------|------------|
| Men | 76,6% | 70,7% | 74,8% | 49,0% |
| Women | 23,4% | 29,3% | 25,2% | 51,0% |

Percentage of convictions among defendants

| | Condenas entre los enjuiciados | Condenas entre los españoles enjuiciados | Condenas entre los extranjeros enjuiciados |
|--|--------------------------------|--|--|
| Courts of First Instance and Magistrates | 70,2% | 69,0% | 76,4% |
| Criminal Courts | 63,3% | 62,5% | 66,8% |
| Provincial Courts | 72,1% | 70,0% | 76,5% |

Denunciations per 10.000 inhabitants



VIOLENCE AGAINST WOMEN

| | Incoming cases in the Court | Incoming cases from Night Court | Incoming cases from other bodies | Reopening | Resolved | Pending at the year end |
|---|-----------------------------|---------------------------------|----------------------------------|-----------|----------|-------------------------|
| Urgent Procedures | 61.380 | 8.516 | 493 | 75 | 70.449 | 311 |
| Summaries | 474 | 4 | 1 | 23 | 452 | 387 |
| Preliminary Enquiries | 104.302 | 14.843 | 9.967 | 1.043 | 124.006 | 35.639 |
| Instant Committals | 35.022 | 0 | 0 | 260 | 34.697 | 14.167 |
| Petty crimes Trials³⁷ | 6.921 | 218 | 47 | 73 | 7.185 | 1.435 |
| Jury Procedures | 109 | 3 | 0 | 0 | 99 | 138 |

Protection orders, defendants and victims (In Violence against Women Courts)

| Protection Orders | Victims | | | | Minors Victim (children under guardianship the victim women) | | | |
|-------------------|----------------------------|------------------------|------------------------------|--------------------------|--|-----------------|-------------|---------------|
| | Spanish women of legal age | Spanish women underage | Foreigner women of legal age | Foreigner women underage | Spanish women | Foreigner women | Spanish men | Foreigner men |
| 39.874 | 26.059 | 418 | 13.097 | 298 | 178 | 41 | 158 | 42 |

| Defendants | |
|-------------|---------------|
| Spanish men | Foreigner men |
| 26.245 | 13.629 |

| Minors victim (children under guardianship the victim women) | | | |
|--|------------|---------|------------|
| Mujer | | Varón | |
| Española | Extranjera | Español | Extranjero |
| 178 | 41 | 158 | 42 |

Protection orders by the claimant (In Violence against Women Courts)

| Victims | Other persons | Public Prosecutor | Judge | Administration |
|---------|---------------|-------------------|-------|----------------|
| 94,0% | 0,3% | 4,3% | 1,4% | 0,0% |

³⁷ The new concept "Petty crimes" is included since 3rth trimester of 2015

Defendants ordered by nationality (In Violence against Women Courts)

| | Convicted | Acquitted | Defendant | Population |
|------------------|-----------|-----------|-----------|------------|
| Spanish | 68,6% | 80,6% | 69,8% | 88,3% |
| Foreigner | 31,4% | 19,4% | 30,2% | 11,7% |

Defendants ordered by sex (In Violence against Women Courts)

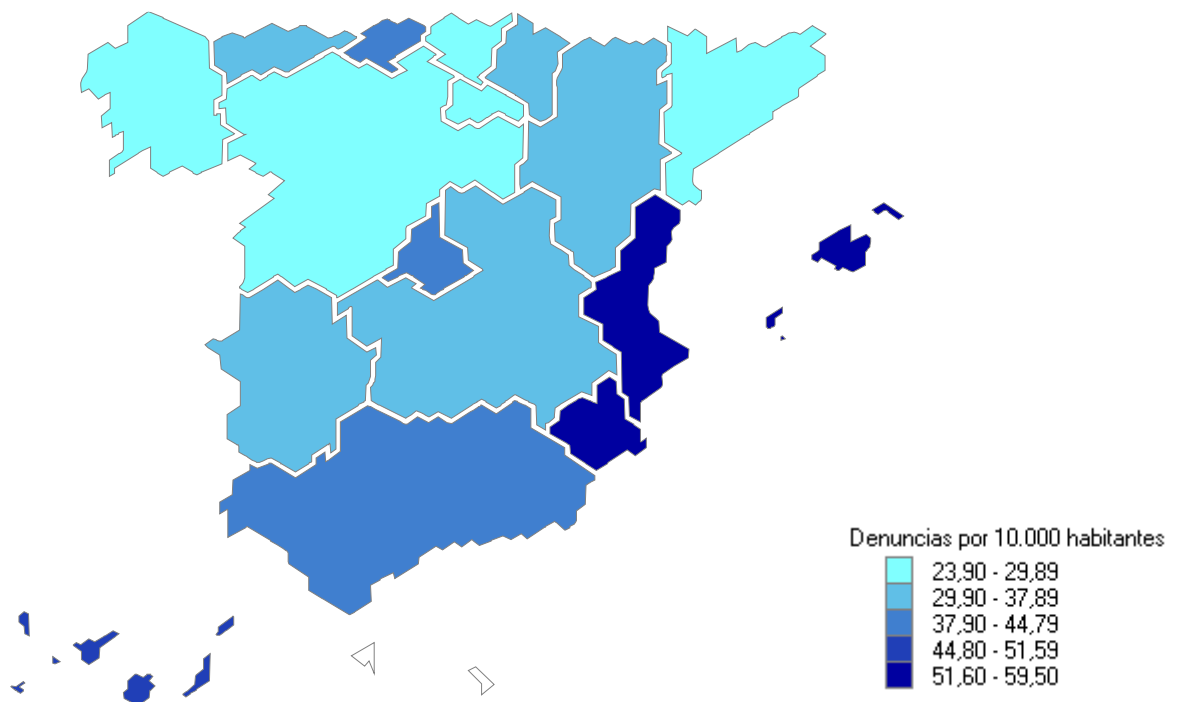
| | Convicted | Acquitted | Defendant | Population |
|--------------|-----------|-----------|-----------|------------|
| Men | 99,6% | 98,4% | 99,6% | 49,0% |
| Women | 0,4% | 0,6% | 0,4% | 51,0% |

Percentage of convictions among defendants

| | Convictions among defendants | Convictions among Spanish defendants | Convictions among foreigner defendants |
|--------------------------------------|------------------------------|--------------------------------------|--|
| Violence against women Courts | 90,5% | 89,0% | 93,9% |
| Criminal Courts | 66,3% | 65,7% | 67,6% |
| Provincial Courts | 77,7% | 78,7% | 75,6% |

| | Denunciations 2022 | Denunciations per 10.000 inhabitants in 2022 |
|-------------------------|--------------------|--|
| Andalucía | 38.753 | 44,7 |
| Aragón | 4.454 | 33,6 |
| Asturias, Principado de | 3.134 | 31,2 |
| Balears, Illes | 7.000 | 59,5 |
| Canarias | 9.757 | 44,8 |
| Cantabria | 2.218 | 37,9 |
| Castilla y León | 5.665 | 23,9 |
| Castilla - La Mancha | 6.333 | 30,8 |
| Cataluña | 23.021 | 29,5 |
| Comunitat Valenciana | 26.566 | 52,1 |
| Extremadura | 3.156 | 29,9 |
| Galicia | 6.995 | 26,0 |
| Madrid, Comunidad de | 27.769 | 41,1 |
| Murcia, Región de | 7.904 | 51,6 |
| Navarra, C. Foral de | 2.352 | 35,4 |
| País Vasco | 6.095 | 27,6 |
| Rioja, La | 893 | 27,9 |
| SPAIN | 182.065 | 38,3 |

Denunciations per 10.000 inhabitants



RESOLVED CASES IN LABOR COURTS

| | Collective disputes | Dismissals | Amounts | Social Security | Work accident, occupational disease, occupational risk prevention | Geographical mobility and substantial modifications of the conditions | Challenge procedures against administrative acts in Labor and S.S. matters | Fundamental rights and public freedoms | Electoral | Others |
|-----------------------------|---------------------|----------------|----------------|-----------------|---|---|--|--|------------|---------------|
| Andalucía | 375 | 19.023 | 20.218 | 17.334 | 280 | 1.433 | 704 | 759 | 106 | 2.141 |
| Aragón | 63 | 2.085 | 2.847 | 2.166 | 84 | 238 | 127 | 45 | 15 | 408 |
| Asturias | 72 | 1.971 | 3.403 | 3.934 | 109 | 291 | 168 | 48 | 13 | 360 |
| Balears, Illes | 34 | 2.229 | 2.611 | 1.794 | 62 | 122 | 115 | 49 | 5 | 411 |
| Canarias | 193 | 9.074 | 9.198 | 5.157 | 26 | 764 | 346 | 205 | 32 | 1.614 |
| Cantabria | 98 | 968 | 1.444 | 2.156 | 43 | 114 | 49 | 40 | 4 | 262 |
| Castilla y León | 104 | 4.339 | 7.113 | 5.878 | 120 | 416 | 180 | 65 | 44 | 704 |
| Castilla - La Mancha | 88 | 3.013 | 4.561 | 3.813 | 223 | 352 | 254 | 173 | 24 | 336 |
| Cataluña | 254 | 23.275 | 15.268 | 13.984 | 264 | 1.041 | 974 | 251 | 53 | 1.906 |
| C. Valenciana | 186 | 11.787 | 10.065 | 8.089 | 278 | 585 | 329 | 202 | 46 | 1.257 |
| Extremadura | 6 | 1.442 | 1.913 | 1.560 | 112 | 99 | 94 | 21 | 5 | 265 |
| Galicia | 139 | 4.940 | 9.221 | 11.451 | 242 | 685 | 297 | 246 | 23 | 1.207 |
| Madrid, Com. | 330 | 21.338 | 23.591 | 9.841 | 190 | 1.826 | 513 | 372 | 36 | 3.295 |
| Murcia, Región | 30 | 3.530 | 2.472 | 3.392 | 0 | 146 | 114 | 25 | 3 | 248 |
| Navarra | 51 | 939 | 1.060 | 1.063 | 118 | 164 | 51 | 28 | 12 | 812 |
| País Vasco | 331 | 4.728 | 8.010 | 4.500 | 517 | 903 | 137 | 205 | 19 | 994 |
| Rioja, La | 35 | 413 | 749 | 622 | 27 | 89 | 17 | 7 | 4 | 49 |
| SPAIN | 2.389 | 115.094 | 123.744 | 96.734 | 2.695 | 9.268 | 4.469 | 2.741 | 444 | 16.269 |

JUDICIAL AUCTIONS³⁸

| | Judicial Auctions held | Nº Auction with bids | % Auction with bids |
|--------------------------------|------------------------|----------------------|---------------------|
| Andalucía | 2.768 | 1.377 | 49,7% |
| Aragón | 445 | 240 | 53,9% |
| Asturias, Principado de | 260 | 148 | 56,9% |
| Balears, Illes | 193 | 159 | 82,4% |
| Canarias | 444 | 302 | 68,0% |
| Cantabria | 163 | 93 | 57,1% |
| Castilla y León | 793 | 433 | 54,6% |
| Castilla - La Mancha | 665 | 305 | 45,9% |
| Cataluña | 2.448 | 1.020 | 41,7% |
| Comunitat Valenciana | 2.202 | 1.165 | 52,9% |
| Extremadura | 242 | 128 | 52,9% |
| Galicia | 600 | 385 | 64,2% |
| Madrid, Comunidad de | 1.373 | 901 | 65,6% |
| Murcia, Región de | 1.077 | 460 | 42,7% |
| Navarra, Com. Foral de | 136 | 90 | 66,2% |
| País Vasco | 303 | 187 | 61,7% |
| La Rioja | 115 | 56 | 48,7% |
| Ceuta | 40 | 29 | 72,5% |
| Melilla | 7 | 6 | 85,7% |
| SPAIN | 14.274 | 7.484 | 52,4% |
| Evolution 2021/2022 | -14,3% | -7,5% | 6,0% |

³⁸ Source: State Official Gazette Agency. Auctions Web Portal.

INCOMING NULLITY SUITS (art. 241.1de la L.O.P.J.)

| | Civil | Criminal | Contentious | Labor | Military Chamber in S.C | Special Chambers in | Total |
|-----------------------------|--------------|--------------|--------------|------------|----------------------------|------------------------|--------------|
| Andalucía | 993 | 250 | 78 | 116 | - | - | 1.437 |
| Aragón | 205 | 32 | 2 | 13 | - | - | 252 |
| Asturias, Principado | 150 | 19 | 10 | 6 | - | - | 185 |
| Balears, Illes | 201 | 15 | 4 | 15 | - | - | 235 |
| Canarias | 393 | 43 | 31 | 40 | - | - | 507 |
| Cantabria | 42 | 3 | 3 | 7 | - | - | 55 |
| Castilla y León | 298 | 43 | 16 | 28 | - | - | 385 |
| Castilla - La Mancha | 370 | 39 | 5 | 18 | - | - | 432 |
| Cataluña | 870 | 146 | 25 | 73 | - | - | 1.114 |
| Com. Valenciana | 588 | 99 | 43 | 28 | - | - | 758 |
| Extremadura | 125 | 20 | 6 | 10 | - | - | 161 |
| Galicia | 403 | 42 | 38 | 28 | - | - | 511 |
| Madrid, Comunidad | 868 | 297 | 65 | 108 | - | - | 1.338 |
| Murcia, Región de | 395 | 20 | 12 | 20 | - | - | 447 |
| Navarra, Com. Foral | 26 | 19 | 14 | 5 | - | - | 64 |
| País Vasco | 66 | 41 | 10 | 13 | - | - | 130 |
| Rioja, La | 54 | 5 | 2 | 4 | - | - | 65 |
| Central bodies | 174 | 119 | 770 | 22 | 2 | 0 | 1.087 |
| TOTAL | 6.221 | 1.252 | 1.134 | 554 | 2 | 0 | 9.163 |

LEGAL PROTECTION APPEALS LODGED BEFORE THE CONSTITUTIONAL COURT

| | 2018 | 2019 | 2020 | 2021 | 2022 |
|--|-------|-------|-------|-------|-------|
| Individual legal protection appeals ³⁹ | 6.918 | 7.554 | 6.515 | 8.294 | 8.528 |
| Incoming Nullity suits (art. 241.1 L.O.P.J.). | 7.537 | 8.699 | 7.785 | 8.187 | 9.163 |

³⁹ Source: Constitutional Court Report

PRELIMINARY RULING SUBMITS TO THE COURT OF JUSTICE OF THE E.U. ⁴⁰

| | 2018 | 2019 | 2020 | 2021 | 2022 |
|---|-----------|-----------|-----------|-----------|-----------|
| Agriculture | | 2 | | | 1 |
| State aids | | | | | 1 |
| Competition | | 3 | 1 | 8 | 4 |
| Judicial Cooperation in civil matters | | 1 | 2 | 3 | 5 |
| Police and Judicial Cooperation in criminal matters | | | | 1 | 1 |
| Fundamental rights | | | | | 9 |
| Environment and consumers | 13 | 1 | | | 1 |
| Energy | | 1 | | 1 | 1 |
| Area of freedom, security and justice | 5 | 13 | 4 | 4 | 6 |
| Borders, asylum and immigration | | 9 | 1 | | |
| Taxation | 5 | 4 | 2 | 1 | 1 |
| Freedom of residence | | 3 | 1 | 1 | 8 |
| Free movement of goods | | 1 | 3 | | |
| Free movement of people | | 5 | | 2 | 1 |
| Free movement of services | 1 | 2 | | | 3 |
| Economic and monetary policy | | | 1 | 1 | 2 |
| Industrial policy | 1 | 1 | | | |
| Social policy | 21 | 11 | 5 | 8 | 11 |
| Principles of European law | 1 | 1 | 1 | | 1 |
| Intellectual and industrial property | 2 | 1 | | 1 | |
| Consumers protection | 7 | 16 | 8 | 12 | 4 |
| Aproximation of laws | 6 | 3 | 1 | 1 | 13 |
| Social Security for immigrants workers | 3 | 1 | | | |
| Transport | 1 | 4 | 1 | | 1 |
| Public procurement markets | | 2 | 2 | | |
| Citizenship of the European Union | 1 | 3 | | | 1 |
| Not available | | | | | 1 |
| TOTAL | 67 | 88 | 33 | 44 | 76 |

⁴⁰ Source: Court of Justice of the European Union

INTERNATIONAL REQUEST OF JUDICIAL COOPERATION. CIVIL BODIES ⁴¹

INCOMING CASES

| Civil requests | | 2018 | 2019 | 2020 | 2021 | 2022 |
|-----------------|--|-------|-------|-------|-------|-------|
| European Union | Services and sending documents Rgl. C.E. 1393/07 | 1.313 | 1.397 | 1.169 | 1.186 | 1.045 |
| | Taking of evidence Rgl. E. C. 1206/01 | 146 | 119 | 88 | 160 | 78 |
| | Rest | 121 | 209 | 119 | 120 | 144 |
| Other countries | | 474 | 229 | 239 | 238 | 259 |

INTERNATIONAL REQUEST OF JUDICIAL COOPERATION. CRIMINAL BODIES ⁴²

INCOMING CASES

| Criminal requests | | 2018 | 2019 | 2020 | 2021 | 2022 |
|-------------------|--------------------|-------|-------|-------|-------|-------|
| European Union | Service of writs | 1.261 | 1.188 | 1.221 | 1.463 | 1.224 |
| | Urgent Proceedings | 145 | 111 | 159 | 203 | 125 |
| | Rest | 897 | 741 | 582 | 868 | 1110 |
| Other countries | | 317 | 282 | 220 | 299 | 336 |

EXTRADITIONS REQUESTS

| | 2018 | 2019 | 2020 | 2021 | 2022 |
|----------------|------|------|------|------|------|
| Incoming cases | 603 | 536 | 481 | 582 | 661 |
| Resolved | 562 | 556 | 443 | 609 | 598 |
| Pending | 236 | 198 | 240 | 153 | 227 |

⁴¹ Source: Judicial Statistics of the GCJ

⁴² Source: Judicial Statistics of the GCJ

INSTRUMENTS FOR MUTUAL RECOGNITION OF JUDICIAL DECISIONS THROUGHOUT THE EU ⁴³

| | Instruments transmitted | Incoming cases |
|--|-------------------------|----------------|
| European Arrest and Surrender Warrant | 392 | 1.174 |
| Decision involving deprivation of liberty | 99 | 245 |
| Decision of supervises probation measures | 9 | 6 |
| Decision involving supervision measures of provisional release | 1 | 5 |
| European Protection Order | 13 | 26 |
| Decision involving the freezing of assets and evidence | 33 | 52 |
| Decision imposing financial penalties | 60 | 613 |
| European Evidence Warrant | 1.588 | 469 |
| Confiscation order | 6 | 1 |

SPECIAL INVESTIGATION INSTRUMENTS OF COOPERATION WITH FOREIGNERS AUTHORITIES

(Joint investigation teams, under covered agents, authorizing controlled deliveries)

| | 2018 | 2019 | 2020 | 2021 | 2022 |
|-------------|------|------|------|------|------|
| Transmitted | 49 | 57 | 28 | 39 | 33 |

EXTRADITIONS SENDING TO OTHER COUNTRIES

| | 2018 | 2019 | 2020 | 2021 | 2022 |
|-------------|------|------|------|------|------|
| Transmitted | 187 | 186 | 129 | 123 | 172 |

INTERNATIONAL REQUEST OF JUDICIAL CO-OPERATION TRANSMITTED BY OTHER COUNTRIES

| | 2018 | 2019 | 2020 | 2021 | 2022 |
|--|-------|------|------|-------|-------|
| | 1.087 | 857 | 657 | 1.171 | 1.103 |

⁴³ Source: Judicial Statistics of the GCJ

INTERNATIONAL COOPERATION REQUESTS TRANSMITTED THROUGH MINISTRY OF JUSTICE ⁴⁴

| File processed | Active | Passive | Total | |
|-------------------------------------|-----------------|--------------|--------------|--------------|
| Letters rogatory | Civil | 1.150 | 1.060 | 2.210 |
| | Criminal | 1.971 | 1.190 | 3.161 |
| | Total | 3.121 | 2.220 | 5.371 |
| Extraditions | 133 | 232 | 365 | |
| Convicted persons transfer | 40 | 72 | 112 | |
| Child maintenance claim abroad | 180 | 120 | 300 | |
| International child abduction | 187 | 171 | 358 | |
| Children and minors protection | 72 | 141 | 213 | |
| Free international legal assistance | 28 | 31 | 59 | |
| Foreign Law information | 46 | 32 | 78 | |
| Total | 3.807 | 3.049 | 6.856 | |

⁴⁴ Source: Ministry of Justice

JUSTICES OF PEACE DATA. 2022 ⁴⁵

(Resolved Cases)

| | Rogatory Letters in Criminal Matters | Other Criminal Matters | Oral trials | Conciliation Proceedings | Rogatory Letters in Civil Matters | Other civil matters |
|--------------------------------|--------------------------------------|------------------------|--------------|--------------------------|-----------------------------------|---------------------|
| Andalucía | 111.677 | 12.681 | 1.728 | 1.622 | 125.383 | 10.424 |
| Aragón | 11.996 | 841 | 272 | 221 | 18.352 | 2.948 |
| Asturias, Principado de | 12.588 | 26 | 25 | 185 | 7.367 | 11 |
| Balears, Illes | 6.891 | 136 | 925 | 249 | 23.866 | 2463 |
| Canarias | 11.371 | 516 | 90 | 522 | 25.622 | 2.116 |
| Cantabria | 15.509 | 7 | 157 | 349 | 16.489 | 19 |
| Castilla y León | 54.315 | 4.522 | 40 | 690 | 43.601 | 2.798 |
| Castilla - La Mancha | 35.212 | 1.707 | 204 | 896 | 39.429 | 666 |
| Cataluña | 125.520 | 2.080 | 1613 | 2.061 | 132.743 | 4.731 |
| C. Valenciana | 124.634 | 8.138 | 1.957 | 1.342 | 120.903 | 6.995 |
| Extremadura | 17.280 | 1.538 | 57 | 366 | 12.130 | 254 |
| Galicia | 27.043 | 2.093 | 69 | 1.283 | 22.675 | 7.390 |
| Madrid, Com. | 9.135 | 2.898 | 149 | 638 | 22.259 | 2.177 |
| Murcia, Región | 12.492 | 462 | 0 | 244 | 15.837 | 20 |
| Navarra, C. Foral de | 22.124 | 750 | 0 | 117 | 15.994 | 1.214 |
| País Vasco | 61.072 | 2.142 | 391 | 362 | 38.658 | 1.913 |
| Rioja, La | 6.567 | 153 | 0 | 59 | 6.148 | 134 |
| TOTAL | 665.426 | 40.690 | 7.677 | 11.206 | 687.456 | 46.273 |

⁴⁵ Source: Judicial Statistics of the GCJ

CONCILIATION PROCEEDINGS ⁴⁶

| | Individual Conciliations concluded | | Jointly Conciliations concluded | | | | | |
|-----------------------------|--|---|--|--------------|----------------|---|----------------|------------------|
| | Conciliation and Arbitration Services of Regions | Out-of-court Body settling the labor disputes | Conciliation and Arbitration Services of Regions | | | Out-of-Court Body settling the labor disputes | | |
| | | | Total | Firms | Workers | Total | Firms | Workers |
| Andalucía | 44.906 | - | - | - | - | - | - | - |
| Aragón | 12.974 | 8.811 | - | - | - | 150 | 4391 | 106.249 |
| Asturias, P. | 9.146 | - | - | - | - | 220 | 543 | 92.968 |
| Balears, Illes (1) | 13.664 | - | 77 | 78 | 510 | - | - | - |
| Canarias (2) | - | - | - | - | - | 224 | 360 | 48.234 |
| Cantabria (1) | 1.725 | - | 149 | 2.251 | 45.725 | - | - | - |
| Castilla y León | 17.304 | 3.889 | - | - | - | 341 | 23.955 | 290.889 |
| Castilla - La Mancha | 17.922 | - | - | - | - | 242 | 2.747 | 80.372 |
| Cataluña | 74.585 | 80 | 95 | 697 | 50.610 | 733 | 54.932 | 570.118 |
| C. Valenciana | 40.683 | - | - | - | - | 293 | 3.396 | 134.006 |
| Extremadura | 6.144 | - | - | - | - | 57 | 33.881 | 162.311 |
| Galicia | 20.858 | - | 114 | 130 | 54.929 | 108 | 15.248 | 114.765 |
| Madrid, Com. | 67.142 | - | 29 | 36 | 36.518 | 696 | 2.525 | 316.847 |
| Murcia, Región | 17.822 | - | - | - | - | 127 | 20.991 | 262.497 |
| Navarra (2) | 5.483 | 3.235 | 29 | 29 | 2.946 | 17 | 56 | 9.891 |
| País Vasco | 25.554 | - | - | - | - | 523 | 368 | 104.935 |
| Rioja, La | 3.136 | 1.582 | 11 | 11 | 940 | 26 | 45 | 4.548 |
| Ceuta y Melilla | 1.060 | - | 15 | 3.667 | 19.384 | - | - | - |
| Interautonómical | - | - | 58 | 121 | 323.117 | - | - | - |
| SIMA (1) | - | - | - | - | - | 479 | 149.449 | 5.625.097 |
| TOTAL | 380.108 | 17.597 | 577 | 7.020 | 534.679 | 4.236 | 312.887 | 7.923.727 |

(1) The Individual and jointly Conciliations and Arbitration, concluded in out-of-court Bodies of Balearic Islands (TAMIB) and Cantabria (ORECLA) have also included.

(2) The administrative service of Tenerife and Las Palmas and Andalucía (OERCL) has not sent data for the year 2022.

⁴⁶ Source: Statistics of Arbitration and Conciliation. MITES. Year 2022.

LABOR ARBITRATION ⁴⁷

| | Out-of-court settling disputes bodies | | |
|---|---------------------------------------|-----------|--------------|
| | Total | Firms | Workers |
| Andalucía | - | - | - |
| Aragón | - | - | - |
| Asturias, Principado de | - | - | - |
| Balears, Illes | - | - | - |
| Canarias | - | - | - |
| Cantabria | - | - | - |
| Castilla y León | - | - | - |
| Castilla - La Mancha | 2 | 2 | 650 |
| Cataluña | 4 | 4 | 377 |
| Comunitat Valenciana | 3 | 16 | 534 |
| Extremadura | - | - | - |
| Galicia | 14 | 14 | 1.024 |
| Madrid, Comunidad de | - | - | - |
| Murcia, Región de | - | - | - |
| Navarra, Com. Foral de | - | - | - |
| País Vasco | - | - | - |
| Rioja, La | - | - | - |
| Ceuta & Melilla | - | - | - |
| Inter-Regions | - | - | - |
| SIMA (Conciliat-Arbitration Service) (*) | 1 | 6 | 30 |
| TOTAL | 24 | 42 | 2.815 |

⁴⁷ Source: Statistics of Arbitration and Conciliation. MITES. Year 2022

THE QUALITY OF THE COURT SYSTEM



JUDGMENTS BY TYPE OF JUDGE ⁴⁸

One indicator of the quality of judgments is the percentage of them delivered by professional judges. The data provided in the fifth and sixth columns (temporary judges) of the following tables refer to non-professional judges. It is included when they work like substitute or supplementary judge.

Courts of Civil Jurisdiction

| | Judge appointed to the Court | | Judge from another Court | | Temporary Judges | | Judges for a judicial area | | Others |
|--|------------------------------|---------------|--------------------------|---------------|------------------|---------------|----------------------------|---------------|--------|
| | Ordinary | Supplementary | Substitute | Supplementary | Substitute | Supplementary | Substitute | Supplementary | |
| Courts of 1st Instance | 68,4 | 0,5 | 5,1 | 2,1 | 7,5 | 5,0 | 2,0 | 7,9 | 1,4 |
| Family Courts of First Instance | 82,7 | 0,0 | 1,2 | 0,7 | 8,7 | 0,8 | 4,1 | 1,9 | 0,1 |
| Courts of 1st Instance and Enquiry | 75,2 | 0,0 | 1,5 | 0,1 | 20,5 | 1,4 | 0,6 | 0,6 | 0,1 |
| Violence against women Courts | 82,7 | 0,0 | 1,4 | 0,1 | 13,5 | 1,5 | 0,1 | 0,3 | 0,5 |
| Commercial Courts | 58,9 | 4,6 | 15,9 | 9,0 | 2,1 | 1,0 | 2,2 | 5,2 | 1,0 |
| Provincial Courts | 76,0 | 2,3 | 2,6 | 15,1 | 1,9 | 0,1 | 0,2 | 1,4 | 0,5 |
| H.C.J.- Civil & Criminal Chamber | 88,7 | 0,0 | 0,0 | 7,4 | 0,4 | 0,0 | 0,0 | 0,0 | 3,5 |
| Supreme Court 1st Chamber | 100,0 | 0,0 | 0,0 | 0,0 | 0,0 | 0,0 | 0,0 | 0,0 | 0,0 |

Courts of First Instance, Courts of First Instance and Enquiry. Civil proceedings (family matters included)

| | Judge appointed to the Court | | Judge from another Court | | Temporary Judges | | Judges for a judicial area | | Others |
|-----------------------------|------------------------------|---------------|--------------------------|---------------|------------------|---------------|----------------------------|---------------|------------|
| | Ordinary | Supplementary | Substitute | Supplementary | Substitute | Supplementary | Substitute | Supplementary | |
| Andalucía | 83,0 | 0,0 | 0,5 | 0,0 | 14,7 | 0,6 | 0,9 | 0,4 | 0,0 |
| Aragón | 82,8 | 0,0 | 0,0 | 0,0 | 16,9 | 0,2 | 0,1 | 0,0 | 0,0 |
| Asturias, Ppado. de | 82,2 | 0,0 | 1,3 | 0,0 | 13,8 | 0,0 | 2,6 | 0,0 | 0,0 |
| Balears, Illes | 82,4 | 0,0 | 0,0 | 0,0 | 16,3 | 1,3 | 0,0 | 0,0 | 0,0 |
| Canarias | 64,0 | 0,0 | 0,0 | 0,0 | 24,7 | 8,1 | 3,1 | 0,0 | 0,0 |
| Cantabria | 80,6 | 0,0 | 0,2 | 0,0 | 19,2 | 0,0 | 0,0 | 0,0 | 0,0 |
| Castilla y León | 70,3 | 0,0 | 2,7 | 0,7 | 24,1 | 1,8 | 0,1 | 0,0 | 0,3 |
| Castilla - La Mancha | 57,6 | 0,0 | 4,2 | 0,2 | 36,5 | 0,6 | 0,3 | 0,5 | 0,2 |
| Cataluña | 69,8 | 0,0 | 0,6 | 0,0 | 27,9 | 1,4 | 0,0 | 0,1 | 0,2 |
| Com. Valenciana | 85,3 | 0,0 | 0,3 | 0,0 | 9,9 | 3,5 | 0,7 | 0,2 | 0,1 |
| Extremadura | 61,8 | 0,0 | 13,3 | 1,1 | 14,8 | 0,1 | 0,0 | 8,7 | 0,3 |
| Galicia | 75,2 | 0,0 | 0,1 | 0,0 | 24,6 | 0,1 | 0,0 | 0,0 | 0,1 |
| Madrid, Comunidad | 78,4 | 0,0 | 2,1 | 0,2 | 16,9 | 1,5 | 0,8 | 0,0 | 0,0 |
| Murcia, Región de | 71,3 | 0,0 | 0,2 | 0,0 | 24,7 | 1,0 | 0,0 | 2,7 | 0,2 |
| Navarra, C. Foral de | 77,2 | 0,0 | 0,0 | 0,0 | 20,5 | 0,4 | 0,0 | 0,0 | 1,8 |
| País Vasco | 74,7 | 0,0 | 1,5 | 0,0 | 23,5 | 0,1 | 0,0 | 0,1 | 0,2 |
| Rioja, La | 82,5 | 0,0 | 0,0 | 0,0 | 17,5 | 0,0 | 0,0 | 0,0 | 0,0 |
| TOTAL | 75,2 | 0,0 | 1,5 | 0,1 | 20,5 | 1,4 | 0,6 | 0,6 | 0,1 |

⁴⁸ Source: Judicial Statistics. General Council of the Judiciary

Courts of Criminal Jurisdiction

| | Judge appointed to the Court | | Judge from another Court | | Temporary Judges | | Judges for a judicial area | | Others |
|---|------------------------------|---------------|--------------------------|---------------|------------------|---------------|----------------------------|---------------|--------|
| | Ordinary | Supplementary | Substitute | Supplementary | Substitute | Supplementary | Substitute | Supplementary | |
| Magistrates' Courts | 87,9 | 0,0 | 4,4 | 0,6 | 5,0 | 0,6 | 1,0 | 0,4 | 0,0 |
| Courts of First Instance and Enquiry | 75,6 | 0,0 | 1,1 | 0,1 | 21,8 | 0,6 | 0,6 | 0,1 | 0,0 |
| Violence against Women | 76,1 | 0,0 | 6,7 | 0,3 | 15,9 | 0,6 | 0,2 | 0,1 | 0,2 |
| Juvenile Courts | 91,6 | 0,0 | 5,4 | 0,0 | 3,0 | 0,0 | 0,0 | 0,0 | 0,0 |
| Criminal Courts | 81,1 | 0,0 | 2,4 | 1,5 | 9,0 | 1,2 | 2,3 | 2,1 | 0,4 |
| Provincial Courts | 89,3 | 0,2 | 2,0 | 3,4 | 2,6 | 0,3 | 0,5 | 1,1 | 0,6 |
| H.C.J. - Civil and Criminal Chamber | 89,5 | 0,0 | 4,3 | 4,0 | 0,3 | 0,0 | 0,0 | 0,0 | 1,6 |
| Central Criminal Court | 100,0 | 0,0 | 0,0 | 0,0 | 0,0 | 0,0 | 0,0 | 0,0 | 0,0 |
| National C. - Criminal Chamber | 70,3 | 0,0 | 3,6 | 14,4 | 0,0 | 0,0 | 0,0 | 0,0 | 11,7 |
| Supreme Court - 2 nd Chamber | 100,0 | 0,0 | 0,0 | 0,0 | 0,0 | 0,0 | 0,0 | 0,0 | 0,0 |

Criminal Courts

| | Judge appointed to the Court | | Judge from another Court | | Temporary Judges | | Judges for a judicial area | | Others |
|----------------------|------------------------------|---------------|--------------------------|---------------|------------------|---------------|----------------------------|---------------|------------|
| | Ordinary | Supplementary | Substitute | Supplementary | Substitute | Supplementary | Substitute | Supplementary | |
| Andalucía | 87,1 | 0,0 | 2,0 | 0,0 | 7,0 | 0,0 | 2,0 | 0,4 | 1,5 |
| Aragón | 85,3 | 0,0 | 0,1 | 0,0 | 11,5 | 1,3 | 1,8 | 0,0 | 0,1 |
| Asturias, Principado | 92,1 | 0,0 | 3,5 | 0,0 | 4,4 | 0,0 | 0,0 | 0,0 | 0,0 |
| Balears, Illes | 83,1 | 0,0 | 1,1 | 0,0 | 13,2 | 0,0 | 2,6 | 0,0 | 0,0 |
| Canarias | 83,6 | 0,0 | 1,2 | 0,0 | 11,4 | 1,5 | 2,3 | 0,0 | 0,0 |
| Cantabria | 92,5 | 0,0 | 4,8 | 0,3 | 2,3 | 0,0 | 0,0 | 0,0 | 0,0 |
| Castilla y León | 82,6 | 0,0 | 0,4 | 0,0 | 7,6 | 3,9 | 5,0 | 0,0 | 0,5 |
| Castilla - La Mancha | 82,5 | 0,0 | 0,3 | 2,4 | 9,7 | 0,0 | 3,3 | 1,4 | 0,3 |
| Cataluña | 72,9 | 0,0 | 2,0 | 1,9 | 15,2 | 1,8 | 1,9 | 4,2 | 0,0 |
| Com. Valenciana | 85,4 | 0,0 | 1,9 | 0,9 | 5,9 | 0,0 | 5,8 | 0,0 | 0,1 |
| Extremadura | 74,3 | 0,0 | 0,2 | 0,0 | 11,7 | 0,0 | 0,0 | 13,8 | 0,0 |
| Galicia | 81,9 | 0,0 | 0,4 | 3,4 | 7,6 | 1,2 | 2,7 | 2,8 | 0,0 |
| Madrid, Comunidad | 74,7 | 0,0 | 7,5 | 4,4 | 5,6 | 3,6 | 0,6 | 3,6 | 0,0 |
| Murcia, Región de | 83,5 | 0,0 | 1,4 | 0,5 | 7,8 | 0,2 | 0,0 | 6,5 | 0,0 |
| Navarra, C. Foral de | 88,0 | 0,0 | 2,4 | 0,0 | 9,2 | 0,0 | 0,0 | 0,0 | 0,4 |
| País Vasco | 75,3 | 0,0 | 1,2 | 4,0 | 13,6 | 1,9 | 1,2 | 2,8 | 0,0 |
| Rioja, La | 95,1 | 0,0 | 0,1 | 0,0 | 0,3 | 0,0 | 4,4 | 0,0 | 0,0 |
| TOTAL | 81,1 | 0,0 | 2,4 | 1,5 | 9,0 | 1,2 | 2,3 | 2,1 | 0,4 |

Courts of Administrative Jurisdiction

| | Judge appointed to the Court | | Judge from another Court | | Temporary Judges | | Judges for a judicial area | | Others |
|---|------------------------------|---------------|--------------------------|---------------|------------------|---------------|----------------------------|---------------|--------|
| | Ordinary | Supplementary | Sustitute | Supplementary | Sustitute | Supplementary | Sustitute | Supplementary | |
| Administrative Courts | 81,4 | 0,0 | 4,8 | 0,7 | 7,7 | 2,0 | 2,2 | 0,3 | 0,8 |
| H.C.J.- Contentious Administrative Chamber | 81,0 | 8,9 | 2,7 | 5,6 | 1,1 | 0,1 | 0,0 | 0,0 | 0,7 |
| Central Administrative Court | 89,0 | 0,0 | 8,2 | 0,0 | 0,0 | 0,0 | 0,0 | 0,0 | 2,8 |
| National C. - Contentious Administrative Chamber | 89,6 | 0,0 | 10,0 | 0,0 | 0,0 | 0,0 | 0,0 | 0,0 | 0,4 |
| Supreme Court - 3rd Chamber | 99,4 | 0,0 | 0,0 | 0,0 | 0,6 | 0,0 | 0,0 | 0,0 | 0,0 |

Administrative Courts

| | Judge appointed to the Court | | Judge from another Court | | Temporary Judges | | Judges for a judicial area | | Others |
|-----------------------------|------------------------------|---------------|--------------------------|---------------|------------------|---------------|----------------------------|---------------|------------|
| | Ordinary | Supplementary | Sustitute | Supplementary | Sustitute | Supplementary | Sustitute | Supplementary | |
| Andalucía | 84,6 | 0,0 | 7,7 | 0,3 | 4,7 | 0,0 | 1,7 | 0,7 | 0,2 |
| Aragón | 99,0 | 0,0 | 0,7 | 0,0 | 0,4 | 0,0 | 0,0 | 0,0 | 0,0 |
| Asturias, Principado | 95,9 | 0,0 | 0,0 | 0,0 | 4,1 | 0,0 | 0,0 | 0,0 | 0,0 |
| Balears, Illes | 50,4 | 0,0 | 0,0 | 0,0 | 3,9 | 45,8 | 0,0 | 0,0 | 0,0 |
| Canarias | 81,1 | 0,0 | 0,0 | 0,0 | 7,9 | 0,0 | 10,5 | 0,0 | 0,4 |
| Cantabria | 79,4 | 0,0 | 0,0 | 0,0 | 20,6 | 0,0 | 0,0 | 0,0 | 0,0 |
| Castilla y León | 71,9 | 0,0 | 17,6 | 0,0 | 9,8 | 0,0 | 0,5 | 0,0 | 0,2 |
| Castilla - La Mancha | 74,4 | 0,0 | 11,4 | 0,0 | 14,2 | 0,0 | 0,0 | 0,0 | 0,0 |
| Cataluña | 75,2 | 0,0 | 4,1 | 2,3 | 15,1 | 0,0 | 3,1 | 0,1 | 0,2 |
| Com. Valenciana | 80,4 | 0,0 | 2,1 | 0,0 | 4,3 | 7,3 | 4,2 | 1,7 | 0,0 |
| Extremadura | 99,1 | 0,0 | 0,9 | 0,0 | 0,0 | 0,0 | 0,0 | 0,0 | 0,0 |
| Galicia | 85,7 | 0,0 | 3,8 | 0,0 | 10,5 | 0,0 | 0,0 | 0,0 | 0,0 |
| Madrid, Comunidad | 82,6 | 0,0 | 3,3 | 0,0 | 9,4 | 0,0 | 1,6 | 0,0 | 3,2 |
| Murcia, Región de | 84,4 | 0,0 | 15,6 | 0,0 | 0,0 | 0,0 | 0,0 | 0,0 | 0,0 |
| Navarra, C. Foral de | 100,0 | 0,0 | 0,0 | 0,0 | 0,0 | 0,0 | 0,0 | 0,0 | 0,0 |
| País Vasco | 75,9 | 0,0 | 1,1 | 8,9 | 7,8 | 0,0 | 6,3 | 0,0 | 0,0 |
| Rioja, La | 99,8 | 0,0 | 0,2 | 0,0 | 0,0 | 0,0 | 0,0 | 0,0 | 0,0 |
| TOTAL | 81,4 | 0,0 | 4,8 | 0,7 | 7,7 | 2,0 | 2,2 | 0,3 | 0,8 |

Courts of Labor Jurisdiction

| | Judge appointed to the Court | | Judge from another Court | | Temporary Judges | | Judges for a judicial area | | Others |
|---|------------------------------|---------------|--------------------------|---------------|------------------|---------------|----------------------------|---------------|--------|
| | Ordinary | Supplementary | Sustitute | Supplementary | Sustitute | Supplementary | Sustitute | Supplementary | |
| Labor Courts | 78,2 | 0,1 | 1,5 | 1,1 | 11,0 | 3,9 | 1,5 | 2,4 | 0,4 |
| H.C.J.- Labor Chamber | 88,9 | 1,6 | 3,4 | 3,2 | 1,1 | 0,2 | 0,1 | 0,1 | 1,4 |
| National C. - Labor Chamber | 89,1 | 0,0 | 0,0 | 0,6 | 9,8 | 0,0 | 0,0 | 0,0 | 0,6 |
| Supreme Court – 4th Chamber | 100,0 | 0,0 | 0,0 | 0,0 | 0,0 | 0,0 | 0,0 | 0,0 | 0,0 |

Labor Courts

| | Judge appointed to the Court | | Judge from another Court | | Temporary Judges | | Judges for a judicial area | | Others |
|-----------------------------|------------------------------|---------------|--------------------------|---------------|------------------|---------------|----------------------------|---------------|------------|
| | Ordinary | Supplementary | Sustitute | Supplementary | Sustitute | Supplementary | Sustitute | Supplementary | |
| Andalucía | 79,6 | 0,0 | 0,9 | 0,3 | 6,3 | 6,6 | 2,1 | 3,9 | 0,3 |
| Aragón | 94,1 | 0,0 | 0,0 | 0,0 | 5,8 | 0,1 | 0,0 | 0,0 | 0,0 |
| Asturias, Principado | 86,8 | 0,0 | 0,1 | 0,0 | 13,1 | 0,0 | 0,0 | 0,0 | 0,0 |
| Balears, Illes | 56,0 | 0,0 | 0,0 | 0,0 | 24,4 | 12,8 | 0,0 | 6,7 | 0,0 |
| Canarias | 72,6 | 0,0 | 0,0 | 0,0 | 16,0 | 6,7 | 3,9 | 0,0 | 0,8 |
| Cantabria | 97,5 | 0,0 | 0,3 | 0,0 | 2,2 | 0,0 | 0,0 | 0,0 | 0,0 |
| Castilla y León | 76,6 | 0,0 | 4,3 | 4,8 | 9,3 | 1,2 | 0,8 | 2,7 | 0,2 |
| Castilla - La Mancha | 73,2 | 0,0 | 0,3 | 0,0 | 14,5 | 9,1 | 0,0 | 0,5 | 2,4 |
| Cataluña | 73,7 | 0,0 | 2,8 | 0,6 | 17,2 | 2,1 | 0,3 | 2,6 | 0,7 |
| Com. Valenciana | 74,2 | 0,8 | 2,8 | 0,0 | 7,0 | 6,7 | 7,0 | 1,5 | 0,1 |
| Extremadura | 82,1 | 0,0 | 1,7 | 0,0 | 15,5 | 0,0 | 0,0 | 0,6 | 0,1 |
| Galicia | 81,8 | 0,0 | 3,1 | 3,9 | 7,4 | 2,0 | 1,5 | 0,2 | 0,0 |
| Madrid, Comunidad | 74,7 | 0,0 | 0,5 | 1,5 | 14,1 | 2,3 | 0,3 | 6,5 | 0,0 |
| Murcia, Región de | 86,9 | 0,0 | 0,8 | 0,7 | 2,0 | 3,9 | 0,0 | 3,8 | 2,0 |
| Navarra, C. Foral de | 80,7 | 0,0 | 0,1 | 0,0 | 8,0 | 11,2 | 0,0 | 0,0 | 0,0 |
| País Vasco | 84,9 | 0,0 | 0,1 | 0,0 | 13,7 | 1,4 | 0,0 | 0,0 | 0,0 |
| Rioja, La | 100,0 | 0,0 | 0,0 | 0,0 | 0,0 | 0,0 | 0,0 | 0,0 | 0,0 |
| TOTAL | 78,2 | 0,1 | 1,5 | 1,1 | 11,0 | 3,9 | 1,5 | 2,4 | 0,4 |

COURTS OF APPEAL ⁴⁹

Another indicator of the Quality of Justice is the result of heard and returned appeals. The relationship between the appeals filed during the year and the total of judgements (or judgements and writs) can show the appeal rate.

Courts of Civil Jurisdiction

| | Appeals submitted higher Court/ Judgements | Appeals returned in the year | | | |
|---|--|------------------------------|---------------|-------------------|---------|
| | | Upheld | Revoked fully | Revoked partially | Quashed |
| First Instance Court and First Instance and Enquiry Courts | 17,3 | 62,5 | 16,6 | 20,7 | 0,2 |
| Commercial Courts | 8,8 | 60,9 | 22,8 | 15,4 | 0,9 |
| Provincial Courts | 10 | 88,2 | 7,2 | 4,4 | 0,2 |

Cassation appeals in Provincial Courts for Civil Judgements

| | Appeals submitted higher Court/ Judgements | Appeals returned in the year | | | |
|-----------------------------|--|------------------------------|---------------|-------------------|------------|
| | | Upheld | Revoked fully | Revoked partially | Quashed |
| Andalucía | 6,8 | 91,4 | 6,8 | 1,5 | 0,3 |
| Aragón | 11,2 | 64 | 4,6 | 30,5 | 1 |
| Asturias | 20,7 | 92,5 | 6,1 | 1,4 | 0 |
| Balears, Illes | 15,2 | 90,2 | 4,4 | 5,4 | 0 |
| Canarias | 6,8 | 93,6 | 3,1 | 3,1 | 0,3 |
| Cantabria | 9,1 | 91 | 1,8 | 7,2 | 0 |
| Castilla y León | 8,4 | 90,8 | 7,9 | 1,3 | 0 |
| Castilla - La Mancha | 8,5 | 88,8 | 9,8 | 1,4 | 0 |
| Cataluña | 8,1 | 84,7 | 12,7 | 2,3 | 0,3 |
| Com. Valenciana | 9,9 | 89,1 | 8,9 | 2 | 0 |
| Extremadura | 10,5 | 69,4 | 5,5 | 24,9 | 0,2 |
| Galicia | 6,9 | 93,3 | 3,4 | 2,6 | 0,8 |
| Madrid | 10,7 | 93,4 | 5,9 | 0,6 | 0,1 |
| Murcia (Región) | 8,5 | 87,1 | 9,9 | 2 | 1 |
| Navarra | 37,9 | 78 | 20 | 2 | 0 |
| País Vasco | 17,7 | 90,2 | 6,3 | 3,3 | 0,3 |
| Rioja (La) | 17,3 | 100 | 0 | 0 | 0 |
| TOTAL | 10 | 88,2 | 7,2 | 4,4 | 0,2 |

⁴⁹ Source: Judicial Statistics. General Council of the Judiciary

Courts of Criminal Jurisdiction

| | Appeals submitted higher Court/ Judgements | Appeals returned in the year | | | |
|---|--|------------------------------|---------------|-------------------|---------|
| | | Upheld | Revoked fully | Revoked partially | Quashed |
| Magistrates' Courts and First Instance and Enquiry Courts | 5,8 | 77,8 | 13,4 | 6,5 | 2,2 |
| Violence against women | 3,9 | 75,5 | 16,1 | 7,3 | 1,2 |
| Criminal Courts | 17,8 | 80 | 8 | 10,6 | 1,4 |
| Juvenile Courts | 6,9 | 81,7 | 8,7 | 8,3 | 1,2 |
| Provincial Courts | 12,2 | 89,9 | 3,9 | 5,4 | 0,8 |
| National High Court. - Criminal Chamber | 28 | 68,4 | 15,8 | 10,5 | 5,3 |
| Central Criminal Courts | 26,1 | 100 | 0 | 0 | 0 |

Appeals in the Criminal Courts

| | Appeals submitted higher Court/ Judgements | Appeals returned in the year | | | |
|----------------------|--|------------------------------|---------------|-------------------|------------|
| | | Upheld | Revoked fully | Revoked partially | Quashed |
| Andalucía | 14,5 | 80,3 | 7,4 | 11,3 | 1 |
| Aragón | 20,7 | 85,9 | 3,6 | 8,9 | 1,6 |
| Asturias, Principado | 24,5 | 80,1 | 12 | 6,6 | 1,2 |
| Balears, Illes | 11,7 | 84,2 | 6,1 | 8,4 | 1,3 |
| Canarias | 20,7 | 75,6 | 9,4 | 11,6 | 3,4 |
| Cantabria | 35 | 74,1 | 8,7 | 14,5 | 2,8 |
| Castilla y León | 19,1 | 75,4 | 11,7 | 10,3 | 2,6 |
| Castilla - La Mancha | 14,9 | 77,9 | 11,8 | 9,8 | 0,5 |
| Cataluña | 19,4 | 74,6 | 9,9 | 13,9 | 1,6 |
| Com. Valenciana | 19,2 | 85,8 | 5,1 | 8,3 | 0,8 |
| Extremadura | 9 | 85,2 | 8,6 | 6,2 | 0 |
| Galicia | 19,7 | 85,7 | 5,4 | 8,1 | 0,8 |
| Madrid, Comunidad | 21,2 | 81,1 | 7,5 | 9,9 | 1,4 |
| Murcia, Región de | 10,7 | 80,5 | 9,3 | 7,5 | 2,8 |
| Navarra, C. Foral de | 15,4 | 79,2 | 8,3 | 12,5 | 0 |
| País Vasco | 15,9 | 80,3 | 7,7 | 10,9 | 1,1 |
| Rioja, La | 5,9 | 78,3 | 13 | 8,7 | 0 |
| TOTAL | 17,8 | 80 | 8 | 10,6 | 1,4 |

Cassation appeals in the Provincial Courts for Criminal Judgements

| | Appeals submitted higher Court/ Judgements | Appeals returned in the year | | | |
|----------------------|--|------------------------------|---------------|-------------------|------------|
| | | Upheld | Revoked fully | Revoked partially | Quashed |
| Andalucía | 5,2 | 94,1 | 2,6 | 2,8 | 0,4 |
| Aragón | 12,3 | 91,5 | 5,7 | 2,8 | 0 |
| Asturias, Principado | 6,2 | 79,1 | 16,4 | 4,5 | 0 |
| Balears, Illes | 12 | 89,3 | 7,1 | 3,6 | 0 |
| Canarias | 8,2 | 92,9 | 5,7 | 1,4 | 0 |
| Cantabria | 8,9 | 87,1 | 12,9 | 0 | 0 |
| Castilla y León | 9,5 | 91,9 | 2 | 4 | 2 |
| Castilla - La Mancha | 4,2 | 90,2 | 0 | 7,8 | 2 |
| Cataluña | 8,7 | 89,3 | 1,9 | 8,2 | 0,6 |
| Com. Valenciana | 9,2 | 94,5 | 2,7 | 1,8 | 0,9 |
| Extremadura | 5,9 | 92 | 4 | 4 | 0 |
| Galicia | 9,3 | 90,3 | 4,2 | 4,7 | 0,8 |
| Madrid, Comunidad | 23,6 | 97 | 2,1 | 0,7 | 0,2 |
| Murcia, Región de | 3,8 | 64,7 | 11,8 | 23,5 | 0 |
| Navarra, C. Foral de | 12,6 | 92,7 | 0 | 7,3 | 0 |
| País Vasco | 8,3 | 89,5 | 6,3 | 4,2 | 0 |
| Rioja, La | 9,8 | 100 | 0 | 0 | 0 |
| TOTAL | 10,3 | 92,1 | 3,8 | 3,6 | 0,5 |

Courts of Administrative Jurisdiction

| | Appeals submitted higher Court/ Judgements | Appeals returned in the year | | | |
|---|--|------------------------------|---------------|-------------------|---------|
| | | Upheld | Revoked fully | Revoked partially | Quashed |
| Administrative Courts | 22,9 | 75,5 | 19,2 | 5 | 0,3 |
| Central Administrative Courts | 17,3 | 67,2 | 24 | 7,7 | 1 |
| National High Court - Contentious Administrative Chamber | 29,5 | 95,8 | 3,5 | 0,6 | 0,2 |
| H.C.J. - Administrative Chamber | 12,9 | 86,8 | 11,2 | 1,8 | 0,2 |

Appeals in the Administrative Courts

| | Appeals submitted higher Court/ Judgements | Appeals returned in the year | | | |
|-----------------------------|--|------------------------------|---------------|-------------------|------------|
| | | Upheld | Revoked fully | Revoked partially | Quashed |
| Andalucía | 30 | 80,0 | 16,1 | 3,7 | 0,2 |
| Aragón | 29,8 | 68,5 | 20,4 | 11,1 | 0,0 |
| Asturias, Principado | 18,8 | 77,1 | 18,9 | 3,2 | 0,8 |
| Balears, Illes | 24,6 | 79,2 | 16,0 | 4,3 | 0,4 |
| Canarias | 26 | 84,2 | 12,7 | 2,7 | 0,5 |
| Cantabria | 29,8 | 75,9 | 11,7 | 12,4 | 0,0 |
| Castilla y León | 21,4 | 62,8 | 23,7 | 13,1 | 0,4 |
| Castilla - La Mancha | 23,5 | 55,4 | 35,8 | 8,1 | 0,8 |
| Cataluña | 31,9 | 76,6 | 19,0 | 4,0 | 0,5 |
| Com. Valenciana | 21,8 | 71,7 | 19,4 | 8,7 | 0,3 |
| Extremadura | 15,9 | 79,1 | 20,3 | 0,6 | 0,0 |
| Galicia | 24,7 | 75,5 | 17,1 | 7,1 | 0,3 |
| Madrid, Comunidad | 11,5 | 76,2 | 20,7 | 2,8 | 0,3 |
| Murcia, Región de | 25,5 | 69,3 | 30,7 | 0,0 | 0,0 |
| Navarra, C. Foral de | 19,7 | 82,8 | 14,2 | 1,5 | 1,5 |
| País Vasco | 26,5 | 67,7 | 26,2 | 6,1 | 0,1 |
| Rioja, La | 34,7 | 77,4 | 16,8 | 5,8 | 0,0 |
| TOTAL | 22,9 | 75,5 | 19,2 | 5,0 | 0,3 |

Courts of Labor Jurisdiction

| | Appeals submitted higher Court/ Judgements | Appeals returned in the year | | | |
|---|--|------------------------------|---------------|-------------------|---------|
| | | Upheld | Revoked fully | Revoked partially | Quashed |
| Labor Courts | 33,5 | 76,7 | 14,8 | 6,9 | 1,5 |
| National High Court - Labor Chamber ⁽¹⁾ | 87,4 | 77,8 | 9,4 | 3,4 | 9,4 |
| H.C.J. Labor Chamber⁽¹⁾ | 10,7 | 89,5 | 8 | 1,1 | 1,3 |

⁽¹⁾ Comparison between Appeals submitted and judgements and writs

Appeals in the Labor Courts

| | Appeals submitted higher Court/ Judgements | Appeals returned in the year | | | |
|-----------------------------|--|------------------------------|---------------|-------------------|------------|
| | | Upheld | Revoked fully | Revoked partially | Quashed |
| Andalucía | 32,1 | 71,8 | 18,2 | 8,3 | 1,8 |
| Aragón | 24,4 | 76,6 | 14,3 | 7,9 | 1,2 |
| Asturias | 37,2 | 80,3 | 12,3 | 6,4 | 1,0 |
| Balears, Illes | 24,0 | 73,3 | 24,8 | 0,2 | 1,7 |
| Canarias | 26,9 | 66,9 | 20,0 | 8,3 | 4,8 |
| Cantabria | 33,5 | 86,6 | 9,6 | 3,3 | 0,6 |
| Castilla y León | 40,2 | 74,3 | 14,4 | 9,4 | 1,9 |
| Castilla - La Mancha | 40,4 | 77,3 | 15,3 | 5,4 | 2,1 |
| Cataluña | 40,2 | 83,8 | 11,1 | 4,3 | 0,8 |
| Com. Valenciana | 23,7 | 76,0 | 16,3 | 6,9 | 0,9 |
| Extremadura | 27,2 | 81,4 | 12,2 | 4,4 | 2,0 |
| Galicia | 42,4 | 79,0 | 11,2 | 8,7 | 1,2 |
| Madrid | 29,3 | 74,4 | 16,1 | 7,5 | 2,1 |
| Murcia (Región) | 31,8 | 89,0 | 9,1 | 1,3 | 0,7 |
| Navarra | 28,0 | 68,2 | 21,6 | 8,6 | 1,7 |
| País Vasco | 36,0 | 70,9 | 19,4 | 8,4 | 1,2 |
| Rioja (La) | 27,2 | 73,4 | 21,4 | 3,5 | 1,8 |
| TOTAL | 33,5 | 76,7 | 14,8 | 6,9 | 1,5 |

ESTIMATED LENGTH OF PROCEEDINGS

The average length of proceedings is another very important indicator of the Quality of the Justice. As the Judicial Statistics does not offer direct data from lengths, we present a set of evaluation produced by a mathematical model, according to the data from General Council of the Judiciary. Judicial Statistics: Incoming cases, resolved cases and pending proceedings at the beginning of every period of time. It offers an estimation of the average length of the cases ended in each period. **Length is stated in months⁵⁰.**

Courts of Civil Jurisdiction

| | 2022 | 2021 | 2020 | 2019 | 2018 |
|---|------|------|------|------|------|
| First Instance and Enquiry Courts | 7,7 | 8,2 | 8,4 | 7,4 | 7,0 |
| Violence against women Courts | 8,1 | 8,6 | 8,5 | 7,2 | 6,6 |
| Commercial Courts ⁵¹ | 33,6 | 44,6 | 52,1 | 54,9 | 53,1 |
| Provincial Courts | 9,6 | 8,8 | 9,7 | 8,9 | 7,8 |
| H.C.J. - Civil and Criminal Chamber | 4,2 | 4,9 | 4,7 | 3,8 | 4,4 |
| Supreme Court - 1st Chamber | 24,3 | 24,6 | 22,4 | 20,0 | 18,9 |

Cases of Civil First Instance in Courts of First Instance, Family Courts and Courts of First Instance and Enquiry

| | 2022 | 2021 | 2020 | 2019 | 2018 |
|-----------------------------|------------|------------|------------|------------|------------|
| Andalucía | 8,4 | 9,4 | 9,8 | 8,8 | 8,2 |
| Aragón | 5,2 | 4,8 | 5,9 | 5,9 | 5,7 |
| Asturias, Principado | 4,4 | 5,0 | 5,1 | 4,1 | 4,0 |
| Balears, Illes | 8,3 | 8,9 | 8,6 | 7,4 | 6,5 |
| Canarias | 6,8 | 7,2 | 7,5 | 7,1 | 7,3 |
| Cantabria | 6,5 | 6,6 | 6,7 | 6,1 | 5,3 |
| Castilla y León | 6,2 | 6,3 | 6,8 | 6,1 | 5,8 |
| Castilla - La Mancha | 9,8 | 10,3 | 10,3 | 9,2 | 8,7 |
| Cataluña | 8,3 | 9,4 | 9,6 | 8,0 | 7,3 |
| Com. Valenciana | 6,7 | 7,2 | 7,6 | 6,8 | 6,7 |
| Extremadura | 6,4 | 7,6 | 8,8 | 8,0 | 6,9 |
| Galicia | 6,8 | 7,3 | 7,6 | 7,3 | 7,0 |
| Madrid, Comunidad | 8,7 | 8,5 | 7,8 | 6,5 | 6,2 |
| Murcia, Región de | 10,8 | 11,3 | 11,3 | 10,1 | 10,0 |
| Navarra, C. Foral de | 4,2 | 4,5 | 5,3 | 4,5 | 4,3 |
| País Vasco | 6,0 | 6,3 | 6,7 | 5,8 | 5,3 |
| Rioja, La | 5,9 | 6,0 | 5,9 | 5,2 | 5,1 |
| SPAIN | 7,7 | 8,2 | 8,4 | 7,4 | 7,0 |

⁵⁰ Source: Judicial Statistics of the GCJ.

⁵¹ Only contest of creditors have been considered

Civil cases in Provincial Courts

| | 2022 | 2021 | 2020 | 2019 | 2018 |
|-------------------------------|------|------|------|------|------|
| Single instance ⁵² | 3,2 | 3,3 | 3,4 | 2,9 | 2,9 |
| Appeals | 9,6 | 8,9 | 9,8 | 9,0 | 7,8 |

Provincial Courts. Civil Appeals

| | 2022 | 2021 | 2020 | 2019 | 2018 |
|----------------------|------|------|------|------|------|
| Andalucía | 11,7 | 11,7 | 12,2 | 11,1 | 9,8 |
| Aragón | 9,1 | 9,7 | 10,3 | 8,2 | 5,9 |
| Asturias | 5,3 | 4,0 | 6,5 | 6,7 | 4,1 |
| Balears, Illes | 7,0 | 5,4 | 6,1 | 4,3 | 3,3 |
| Canarias | 12,8 | 13,2 | 12,3 | 10,8 | 9,7 |
| Cantabria | 10,3 | 8,3 | 7,3 | 6,1 | 5,1 |
| Castilla y León | 5,9 | 4,5 | 5,4 | 4,7 | 3,8 |
| Castilla - La Mancha | 14,1 | 15,3 | 14,3 | 11,6 | 8,0 |
| Cataluña | 10,1 | 9,8 | 11,2 | 11,9 | 12,2 |
| Com. Valenciana | 8,4 | 7,1 | 7,0 | 6,4 | 5,7 |
| Extremadura | 8,5 | 7,6 | 9,8 | 8,4 | 4,9 |
| Galicia | 8,3 | 7,1 | 6,9 | 6,2 | 6,1 |
| Madrid | 9,0 | 7,4 | 8,9 | 8,8 | 7,5 |
| Murcia (Región) | 10,7 | 9,2 | 10,2 | 8,1 | 5,7 |
| Navarra | 13,4 | 13,6 | 15,5 | 13,0 | 10,6 |
| País Vasco | 7,8 | 7,0 | 8,5 | 7,6 | 5,1 |
| Rioja (La) | 9,8 | 10,6 | 14,5 | 12,1 | 10,6 |
| SPAIN | 9,6 | 8,9 | 9,8 | 9,0 | 7,8 |

⁵² Last years protective measures and incidents were included.

Courts of Criminal Jurisdiction

| | 2022 | 2021 | 2020 | 2019 | 2018 |
|--|------|------|------|------|------|
| Magistrates' Courts and of First Instance and Enquiry Courts | 2,8 | 3,0 | 3,0 | 2,4 | 2,3 |
| Violence against women Courts | 2,5 | 2,7 | 2,7 | 2,1 | 2,0 |
| Juvenile Courts | 6,8 | 7,2 | 7,7 | 6,7 | 6,6 |
| Prison Supervisory Courts | 2,0 | 2,2 | 2,3 | 2,0 | 2,1 |
| Criminal Courts | 10,2 | 10,7 | 10,4 | 9,2 | 9,4 |
| Provincial Courts | 2,6 | 2,3 | 2,4 | 2,1 | 2,0 |
| H.C.J. - Civil and Criminal Chamber | 2,5 | 2,2 | 3,0 | 2,9 | 2,8 |
| Central Enquiry Courts | 3,5 | 3,3 | 3,4 | 2,5 | 4,8 |
| Central Criminal Courts | 6,4 | 9,2 | 9,0 | 9,2 | 5,6 |
| National High Court - Criminal Chamber | 1,3 | 1,1 | 1,2 | 0,9 | 1,0 |
| Supreme Court - 2 nd Chamber | 8,8 | 9,3 | 8,7 | 6,7 | 5,8 |

Provincial Courts. Summaries

| | 2022 | 2021 | 2020 | 2019 | 2018 |
|----------------------|-------------|-------------|-------------|-------------|-------------|
| Andalucía | 12,0 | 12,5 | 10,6 | 9,5 | 9,8 |
| Aragón | 8,7 | 11,4 | 13,3 | 11,5 | 9,3 |
| Asturias, Principado | 8,5 | 12,1 | 10,5 | 6,3 | 8,2 |
| Balears, Illes | 17,3 | 13,6 | 12,2 | 11,1 | 13,9 |
| Canarias | 11,4 | 11,3 | 11,6 | 9,3 | 8,1 |
| Cantabria | 14,1 | 12,7 | 12,0 | 11,0 | 10,9 |
| Castilla y León | 12,3 | 13,4 | 13,2 | 10,8 | 9,2 |
| Castilla - La Mancha | 14,0 | 15,7 | 14,5 | 11,2 | 9,4 |
| Cataluña | 21,0 | 19,8 | 16,5 | 15,0 | 14,2 |
| Com. Valenciana | 10,8 | 11,5 | 11,4 | 10,0 | 9,9 |
| Extremadura | 8,9 | 9,5 | 8,6 | 9,0 | 5,6 |
| Galicia | 13,4 | 13,2 | 13,0 | 14,2 | 12,5 |
| Madrid, Comunidad | 10,9 | 12,1 | 12,9 | 11,9 | 11,9 |
| Murcia, Región de | 21,1 | 23,1 | 22,0 | 19,2 | 21,0 |
| Navarra, C. Foral de | 10,3 | 15,4 | 16,4 | 13,6 | 10,0 |
| País Vasco | 10,4 | 10,2 | 9,9 | 9,7 | 9,7 |
| Rioja, La | 23,4 | 27,8 | 30,5 | 27,5 | 23,4 |
| SPAIN | 13,8 | 14,3 | 13,0 | 11,6 | 11,4 |

Provincial Courts. Jury Cases

| | 2022 | 2021 | 2020 | 2019 | 2018 |
|----------------------|------|------|------|------|------|
| Andalucía | 6,2 | 6,4 | 5,8 | 5,1 | 5,1 |
| Aragón | 5,7 | 6,6 | 6,7 | 4,8 | 4,2 |
| Asturias | 8,5 | 7,2 | 5,6 | 3,2 | 7,6 |
| Balears, Illes | 3,4 | 4,5 | 7,8 | 4,6 | 3,4 |
| Canarias | 4,0 | 5,0 | 6,6 | 6,3 | 5,5 |
| Cantabria | 11,8 | 14,3 | 10,0 | 8,1 | 12,0 |
| Castilla y León | 4,7 | 6,8 | 8,7 | 6,8 | 3,8 |
| Castilla - La Mancha | 8,3 | 10,9 | 10,7 | 7,2 | 5,8 |
| Cataluña | 7,4 | 7,8 | 8,1 | 6,1 | 4,5 |
| Com. Valenciana | 4,2 | 5,2 | 6,5 | 5,9 | 5,5 |
| Extremadura | 3,8 | 6,6 | 5,6 | 8,7 | 8,0 |
| Galicia | 5,7 | 6,2 | 6,5 | 7,2 | 6,7 |
| Madrid | 9,9 | 10,1 | 9,1 | 7,0 | 5,7 |
| Murcia (Región) | 6,3 | 8,6 | 8,3 | 7,6 | 7,5 |
| Navarra | - | 5,8 | 6,0 | 4,4 | 4,5 |
| País Vasco | 10,8 | 15,1 | 7,2 | 5,3 | 3,9 |
| Rioja (La) | 10,8 | 13,2 | - | 12,0 | - |
| SPAIN | 6,3 | 7,2 | 7,3 | 6,1 | 5,4 |

Provincial Courts. Criminal Appeals

| | 2022 | 2021 | 2020 | 2019 | 2018 |
|----------------------|------|------|------|------|------|
| Andalucía | 1,7 | 1,5 | 1,5 | 1,4 | 1,4 |
| Aragón | 1,1 | 0,7 | 0,7 | 0,7 | 0,7 |
| Asturias, Principado | 2,4 | 1,7 | 2,3 | 2,3 | 2,0 |
| Balears, Illes | 0,8 | 0,4 | 0,2 | 0,6 | 1,3 |
| Canarias | 2,8 | 2,2 | 2,6 | 2,2 | 1,9 |
| Cantabria | 4,7 | 3,2 | 3,1 | 3,1 | 3,9 |
| Castilla y León | 1,7 | 1,5 | 1,8 | 1,4 | 1,3 |
| Castilla - La Mancha | 3,3 | 3,4 | 3,8 | 3,4 | 3,0 |
| Cataluña | 2,5 | 2,0 | 1,7 | 1,5 | 1,5 |
| Com. Valenciana | 1,4 | 1,2 | 1,7 | 1,6 | 1,3 |
| Extremadura | 0,7 | 0,5 | 0,7 | 0,7 | 0,7 |
| Galicia | 1,1 | 1,1 | 1,5 | 1,3 | 1,8 |
| Madrid, Comunidad de | 1,5 | 1,2 | 1,3 | 1,3 | 1,3 |
| Murcia, Región de | 3,4 | 3,2 | 3,3 | 2,4 | 1,7 |
| Navarra, C. Foral de | 0,8 | 0,9 | 1,4 | 2,2 | 2,1 |
| País Vasco | 2,3 | 1,7 | 1,6 | 1,5 | 1,6 |
| Rioja, La | 1,2 | 1,7 | 4,8 | 5,5 | 5,8 |
| SPAIN | 1,9 | 1,6 | 1,7 | 1,6 | 1,5 |

Courts of Administrative Jurisdiction

| | 2022 | 2021 | 2020 | 2019 | 2018 |
|---|------|------|------|------|------|
| Administrative Courts | 8,9 | 9,6 | 9,5 | 8,3 | 8,9 |
| H.C.J. - Contentious Administrative Chamber* | 16,7 | 17,7 | 17,5 | 16,6 | 16,7 |
| Central Administrative Court | 5,8 | 6,6 | 6,4 | 4,9 | 6,6 |
| National High Court - Contentious Administrative Chamber | 18,0 | 18,5 | 16,5 | 17,3 | 18,7 |
| Supreme Court - 3rd Chamber | 8,0 | 8,6 | 9,7 | 11,5 | 14,9 |

* In single instance

Administrative Courts

| | 2022 | 2021 | 2020 | 2019 | 2018 |
|--|------|------|------|------|------|
| Land Development | 12,9 | 14,0 | 14,0 | 12,6 | 12,1 |
| Compulsory expropriation | 14,4 | 16,5 | 15,4 | 13,7 | 13,9 |
| Administrative contracting | 12,1 | 13,0 | 13,5 | 12,3 | 12,2 |
| Public ownership and special properties | 11,4 | 12,3 | 15,2 | 13,9 | 12,8 |
| Taxes | 9,3 | 10,1 | 10,3 | 9,3 | 9,7 |
| Environment | 14,2 | 15,9 | 15,8 | 13,6 | 12,7 |
| Public functions | 10,6 | 10,8 | 10,7 | 10,0 | 10,2 |
| Labor administration | 9,7 | 10,3 | 11,2 | 10,4 | 10,1 |
| Immigration | 6,2 | 6,7 | 7,0 | 5,1 | 5,8 |
| Administrative penalties | 6,8 | 8,4 | 9,2 | 8,2 | 7,9 |
| Electoral | 4,9 | 2,9 | 5,6 | 0,3 | 4,4 |
| Authorization of entries into home | 2,7 | 2,6 | 2,9 | 2,2 | 2,2 |
| Patrimonial responsibility | 11,0 | 11,3 | 11,5 | 10,2 | 10,3 |
| Sport Doping in | 7,0 | 13,6 | 11,9 | - | 5,0 |
| Rest | 10,3 | 10,8 | 10,9 | 10,5 | 9,9 |

Cases in the Administrative Courts of the H.C.J.

| | 2022 | 2020 | 2019 | 2018 | 2017 |
|---|------|------|------|------|------|
| Land Development | 20,6 | 18,9 | 19,1 | 18,6 | 19,2 |
| Compulsory expropriation | 20,5 | 23,2 | 21,6 | 20,2 | 20,5 |
| Administrative contracting | 17,1 | 19,0 | 19,9 | 21,2 | 20,2 |
| Taxes | 16,7 | 18,0 | 18,0 | 16,1 | 16,8 |
| Public functions | 17,9 | 17,7 | 16,8 | 15,8 | 15,1 |
| Immigration | 6,9 | 7,4 | 8,6 | 6,8 | 7,0 |
| Local administration and Social Security | 18,1 | 21,4 | 19,9 | 19,6 | 18,6 |
| Administrative penalties | 27,3 | 24,6 | 22,5 | 22,9 | 23,1 |
| Public ownership and special properties | 20,4 | 20,7 | 20,5 | 19,7 | 18,0 |
| Patrimonial responsibility | 17,7 | 18,6 | 17,9 | 17,7 | 15,3 |
| Other matters | 13,8 | 14,4 | 15,2 | 15,6 | 15,7 |
| Remedies of Appeals | 14,1 | 14,2 | 11,8 | 10,1 | 11,0 |
| Appeals against refusal of leave to appeal | 3,1 | 3,3 | 3,9 | 2,2 | 2,9 |

Courts of Labor Jurisdiction

| | 2022 | 2021 | 2020 | 2019 | 2018 |
|--|------|------|------|------|------|
| Labor Courts | 10,5 | 11,2 | 10,7 | 9,1 | 9,2 |
| H.C.J. - Labor Chamber | 6,2 | 5,0 | 6,1 | 5,7 | 5,1 |
| National High Court - Labor Chamber | 2,1 | 5,3 | 4,1 | 2,8 | 3,0 |
| Supreme Court - 4th Chamber | 17,4 | 18,5 | 16,8 | 14,8 | 13,8 |

Labor Courts

| | 2022 | 2021 | 2020 | 2019 | 2018 |
|--|------|------|------|------|------|
| Collective disputes | 6,9 | 7,1 | 7,2 | 7,4 | 7,9 |
| Dismissals | 6,5 | 7,3 | 7,0 | 6,2 | 6,2 |
| Amounts | 13,5 | 14,5 | 13,1 | 10,8 | 10,5 |
| Social Security | 11,5 | 12,4 | 12,3 | 10,6 | 10,8 |
| Work accident, Occupational disease, occupational risk prevention | 17,7 | 19,3 | 18,2 | 16,3 | 15,2 |
| Geographical mobility and substantial modifications of the conditions | 6,9 | 6,8 | 6,5 | 5,6 | 5,0 |
| Challenge procedures against administrative acts in Labor and Social Security matters | 14,4 | 15,3 | 13,9 | 12,1 | 11,9 |
| Fundamental rights and public freedoms | 8,1 | 8,3 | 8,9 | 7,9 | 8,3 |
| Electoral | 8,8 | 9,7 | 7,7 | 5,1 | 6,0 |
| Other matters | 10,4 | 12,7 | 11,3 | 10,2 | 11,2 |

Cases in the Labor Chambers of the High Courts of Justice

| | 2022 | 2021 | 2020 | 2019 | 2018 |
|--------------------------------|------|------|------|------|------|
| Andalucía | 15,9 | 16,7 | 15,4 | 13,6 | 12,9 |
| Aragón | 9,1 | 9,9 | 10,5 | 9,3 | 8,8 |
| Asturias, Principado de | 7,4 | 7,0 | 7,0 | 6,0 | 5,8 |
| Balears, Illes | 11,9 | 12,9 | 12,6 | 11,7 | 12,9 |
| Canarias | 7,9 | 9,5 | 8,8 | 6,8 | 6,6 |
| Cantabria | 10,6 | 9,6 | 8,8 | 6,6 | 6,1 |
| Castilla y León | 9,3 | 9,9 | 9,0 | 7,2 | 6,8 |
| Castilla - La Mancha | 9,7 | 10,4 | 10,6 | 9,1 | 10,1 |
| Cataluña | 10,6 | 11,5 | 10,9 | 9,5 | 9,7 |
| Com. Valenciana | 10,3 | 10,7 | 10,8 | 9,6 | 9,7 |
| Extremadura | 9,8 | 9,8 | 9,2 | 7,3 | 6,8 |
| Galicia | 10,4 | 11,8 | 12,0 | 11,0 | 11,0 |
| Madrid, Comunidad de | 7,6 | 8,5 | 7,9 | 6,5 | 7,1 |
| Murcia, Región de | 12,2 | 12,7 | 11,6 | 9,8 | 10,0 |
| Navarra, C. Foral de | 7,7 | 8,0 | 8,1 | 6,7 | 6,5 |
| País Vasco | 9,0 | 8,5 | 8,0 | 6,5 | 6,3 |
| Rioja, La | 9,4 | 9,1 | 8,7 | 7,0 | 6,5 |
| SPAIN | 10,5 | 11,2 | 10,7 | 9,1 | 9,2 |

AVERAGE TIME OF PROCEEDINGS PENDING AT THE END OF THE YEAR

Other way to measure the length of proceedings is to considerate the time that the cases, which have not yet been decided at the end of the year, have been in Court. The "average time" has been calculated by a mathematical model according to the data from General Council of the Judiciary. Judicial Statistics. **The lengths are stated in months.**⁵³

Courts of Civil Jurisdiction

| | 2022 | 2021 | 2020 | 2019 | 2018 |
|---|------|------|------|------|------|
| Courts of First Instance and Enquiry | 4,0 | 3,9 | 4,5 | 3,8 | 3,7 |
| Comercial Courts | 11,0 | 18,8 | 23,6 | 25,7 | 28,7 |
| Violence against women Courts | 4,2 | 4,0 | 4,6 | 3,7 | 3,4 |
| Provincial Courts | 5,0 | 4,2 | 4,7 | 4,5 | 4,1 |
| H.C.J. - Civil and Criminal Chamber | 2,3 | 1,9 | 3,0 | 1,7 | 2,1 |
| Supreme Court - 1st Chamber | 12,1 | 11,4 | 12,0 | 10,1 | 9,5 |

Civil cases in Courts of First Instance, Courts of First Instance and Enquiry and Family Courts

| | 2022 | 2021 | 2020 | 2019 | 2018 |
|-----------------------------|------|------|------|------|------|
| Andalucía | 4,2 | 4,4 | 5,3 | 4,5 | 4,3 |
| Aragón | 2,9 | 2,5 | 2,9 | 2,8 | 3,1 |
| Asturias, Principado | 2,3 | 2,2 | 2,8 | 2,1 | 2,1 |
| Balears, Illes | 4,2 | 4,2 | 4,7 | 3,8 | 3,6 |
| Canarias | 3,5 | 3,4 | 4,0 | 3,4 | 3,7 |
| Cantabria | 3,5 | 3,2 | 3,7 | 3,1 | 3,1 |
| Castilla y León | 3,2 | 3,0 | 3,5 | 3,0 | 3,1 |
| Castilla - La Mancha | 5,0 | 4,8 | 5,5 | 4,6 | 4,6 |
| Cataluña | 4,1 | 4,4 | 5,3 | 4,2 | 3,9 |
| Com. Valenciana | 3,5 | 3,4 | 4,0 | 3,5 | 3,5 |
| Extremadura | 3,1 | 3,2 | 4,5 | 4,1 | 3,8 |
| Galicia | 3,5 | 3,3 | 4,0 | 3,5 | 3,9 |
| Madrid, Comunidad de | 4,6 | 4,3 | 4,5 | 3,4 | 3,3 |
| Murcia, Región de | 5,5 | 5,3 | 6,0 | 5,2 | 5,0 |
| Navarra, C. Foral de | 2,3 | 2,0 | 2,8 | 2,4 | 2,2 |
| País Vasco | 3,2 | 2,9 | 3,6 | 3,0 | 2,9 |
| Rioja, La | 3,2 | 2,9 | 3,2 | 2,6 | 2,6 |
| SPAIN | 4,0 | 3,9 | 4,5 | 3,8 | 3,7 |

⁵³ Source: Judicial Statistics of the GCJ.

Civil cases of the Provincial Courts

| | 2022 | 2021 | 2020 | 2019 | 2018 |
|-------------------|------|------|------|------|------|
| Single instance | 1,7 | 1,6 | 2,0 | 1,5 | 1,5 |
| Appeals | 5,5 | 4,5 | 5,0 | 4,9 | 4,4 |
| Family Appeals | 3,4 | 3,4 | 3,9 | 3,7 | 3,7 |
| Comercial Appeals | 6,1 | 5,2 | 6,5 | 8,4 | 5,0 |

Provincial Courts. Civil Appeals (*Family and Commercial appeals are included*)

| | 2022 | 2021 | 2020 | 2019 | 2018 |
|----------------------|------|------|------|------|------|
| Andalucía | 6,2 | 5,5 | 6,5 | 5,8 | 5,3 |
| Aragón | 4,9 | 4,2 | 5,7 | 4,5 | 3,7 |
| Asturias, Principado | 3,1 | 2,3 | 2,2 | 3,7 | 3,0 |
| Balears, Illes | 4,1 | 3,1 | 3,0 | 2,7 | 1,9 |
| Canarias | 6,4 | 6,3 | 6,8 | 5,7 | 5,1 |
| Cantabria | 5,7 | 4,6 | 3,9 | 3,3 | 2,8 |
| Castilla y León | 3,4 | 2,5 | 2,4 | 2,7 | 2,2 |
| Castilla - La Mancha | 7,1 | 7,1 | 8,1 | 6,7 | 4,9 |
| Cataluña | 5,5 | 4,6 | 5,5 | 5,7 | 6,2 |
| Com. Valenciana | 4,7 | 3,8 | 3,6 | 3,4 | 3,1 |
| Extremadura | 4,8 | 3,7 | 4,7 | 4,9 | 3,5 |
| Galicia | 4,5 | 3,8 | 3,6 | 3,2 | 3,3 |
| Madrid, Comunidad de | 5,1 | 4,0 | 4,2 | 4,6 | 4,2 |
| Murcia, Región de | 6,1 | 4,7 | 5,2 | 4,8 | 3,4 |
| Navarra, C. Foral de | 8,1 | 5,5 | 8,2 | 7,3 | 5,7 |
| País Vasco | 4,4 | 3,4 | 4,0 | 4,1 | 3,5 |
| Rioja, La | 6,4 | 3,6 | 8,3 | 6,9 | 5,4 |
| SPAIN | 5,3 | 4,4 | 4,9 | 4,7 | 4,3 |

Courts of Criminal Jurisdiction

| | 2022 | 2021 | 2020 | 2019 | 2018 |
|---|------|------|------|------|------|
| Magistrates' Courts and of First Instance and Enquiry Courts | 1,5 | 1,4 | 1,6 | 1,2 | 1,2 |
| Violence against women Courts | 1,3 | 1,3 | 1,5 | 1,1 | 1,0 |
| Juvenile Courts | 3,4 | 3,4 | 4,0 | 3,5 | 3,4 |
| Prison Supervisory Courts | 1,0 | 1,0 | 1,2 | 0,9 | 1,0 |
| Criminal Courts | 5,3 | 5,0 | 6,0 | 4,5 | 4,7 |
| Provincial Courts | 1,4 | 1,2 | 1,2 | 1,1 | 1,0 |
| H.C.J. - Civil and Criminal Chamber | 1,4 | 1,1 | 1,3 | 1,6 | 1,5 |
| Central Enquiry Courts | 2,0 | 1,6 | 1,7 | 0,6 | 3,3 |
| Central Criminal Courts | 2,5 | 5,5 | 4,6 | 4,5 | 4,1 |
| National High Court - Criminal Chamber | 0,7 | 0,5 | 0,7 | 0,5 | 0,5 |
| Supreme Court - 2nd Chamber | 4,7 | 4,4 | 5,0 | 3,8 | 3,4 |

Provincial Courts. Summaries

| | 2022 | 2021 | 2020 | 2019 | 2018 |
|-----------------------------|------|------|------|------|------|
| Andalucía | 6,1 | 5,5 | 6,5 | 4,3 | 4,7 |
| Aragón | 4,5 | 4,1 | 7,5 | 6,0 | 5,5 |
| Asturias, Principado | 4,6 | 5,0 | 7,5 | 3,6 | 3,9 |
| Balears, Illes | 9,7 | 7,4 | 5,7 | 6,5 | 8,4 |
| Canarias | 6,4 | 5,1 | 6,6 | 5,0 | 4,5 |
| Cantabria | 8,6 | 6,0 | 6,7 | 5,4 | 5,6 |
| Castilla y León | 6,0 | 6,3 | 6,7 | 6,4 | 4,5 |
| Castilla - La Mancha | 7,7 | 6,5 | 8,6 | 6,4 | 5,1 |
| Cataluña | 10,6 | 9,9 | 9,4 | 7,5 | 7,3 |
| Com. Valenciana | 5,3 | 5,1 | 6,1 | 5,2 | 4,9 |
| Extremadura | 4,4 | 5,0 | 4,5 | 4,6 | 4,4 |
| Galicia | 6,9 | 6,6 | 6,7 | 6,4 | 7,6 |
| Madrid, Comunidad de | 5,9 | 5,6 | 6,6 | 5,8 | 6,1 |
| Murcia, Región de | 10,6 | 10,4 | 11,0 | 10,0 | 9,1 |
| Navarra, C. Foral de | 7,3 | 6,9 | 8,2 | 8,2 | 6,4 |
| País Vasco | 5,7 | 4,7 | 5,4 | 5,0 | 4,5 |
| Rioja, La | 10,7 | 12,5 | 14,7 | 14,8 | 10,7 |
| SPAIN | 7,1 | 6,5 | 7,3 | 5,8 | 5,6 |

Provincial Courts. Jury Cases

| | 2022 | 2021 | 2020 | 2019 | 2018 |
|----------------------|------------|------------|------------|------------|------------|
| Andalucía | 2,7 | 3,2 | 3,3 | 2,7 | 2,4 |
| Aragón | 3,6 | 2,6 | 3,8 | 3,6 | 1,2 |
| Asturias, Principado | 4,0 | 3,3 | 3,7 | 2,0 | 2,0 |
| Balears, Illes | 2,2 | 1,5 | 4,5 | 2,5 | 2,2 |
| Canarias | 1,9 | 2,2 | 2,9 | 3,5 | 2,8 |
| Cantabria | 3,6 | 8,5 | 6,8 | 3,0 | 6,0 |
| Castilla y León | 3,0 | 1,8 | 4,4 | 4,4 | 2,3 |
| Castilla - La Mancha | 3,8 | 4,7 | 8,7 | 4,0 | 3,4 |
| Cataluña | 3,7 | 3,8 | 4,4 | 3,6 | 2,6 |
| Com. Valenciana | 1,3 | 1,8 | 3,4 | 3,2 | 3,1 |
| Extremadura | 1,3 | 3,6 | 2,6 | 3,6 | 4,2 |
| Galicia | 3,1 | 2,6 | 3,8 | 2,6 | 3,7 |
| Madrid, Comunidad de | 4,3 | 5,3 | 4,8 | 4,0 | 3,1 |
| Murcia, Región de | 2,3 | 3,5 | 4,3 | 4,1 | 4,5 |
| Navarra, C. Foral de | - | - | 3,6 | 2,4 | 2,6 |
| País Vasco | 3,8 | 5,2 | 8,2 | 3,0 | 1,5 |
| Rioja, La | 6,0 | 4,8 | 10,0 | 6,0 | 6,0 |
| SPAIN | 2,7 | 3,3 | 4,0 | 3,3 | 2,9 |

Provincial Courts. Criminal Appeals

| | 2022 | 2021 | 2020 | 2019 | 2018 |
|----------------------|------------|------------|------------|------------|------------|
| Andalucía | 0,9 | 0,8 | 0,7 | 0,7 | 0,7 |
| Aragón | 0,6 | 0,4 | 0,3 | 0,4 | 0,3 |
| Asturias, Principado | 1,4 | 1,1 | 0,7 | 1,2 | 1,1 |
| Balears, Illes | 0,6 | 0,3 | 0,1 | 0,1 | 0,5 |
| Canarias | 1,5 | 1,3 | 1,1 | 1,2 | 1,0 |
| Cantabria | 2,6 | 2,0 | 1,5 | 1,4 | 1,7 |
| Castilla y León | 0,8 | 0,9 | 0,7 | 0,8 | 0,7 |
| Castilla - La Mancha | 1,6 | 1,7 | 1,7 | 1,9 | 1,5 |
| Cataluña | 1,2 | 1,2 | 1,1 | 0,7 | 0,8 |
| Com. Valenciana | 0,8 | 0,7 | 0,6 | 0,8 | 0,8 |
| Extremadura | 0,4 | 0,3 | 0,3 | 0,2 | 0,2 |
| Galicia | 0,5 | 0,6 | 0,6 | 0,7 | 0,8 |
| Madrid, Comunidad de | 0,9 | 0,7 | 0,6 | 0,6 | 0,7 |
| Murcia, Región de | 1,6 | 1,7 | 1,6 | 1,5 | 0,9 |
| Navarra, C. Foral de | 0,4 | 0,4 | 0,6 | 1,1 | 1,2 |
| País Vasco | 1,2 | 1,0 | 0,8 | 0,7 | 0,8 |
| Rioja, La | 0,8 | 0,4 | 1,5 | 2,8 | 2,7 |
| SPAIN | 1,0 | 0,9 | 0,8 | 0,8 | 0,8 |

Courts of Administrative Jurisdiction

| | 2022 | 2021 | 2020 | 2019 | 2018 |
|---|------|------|------|------|------|
| Administrative Courts | 4,5 | 4,5 | 5,3 | 4,1 | 4,4 |
| H.C.J. - Contentious Administrative Chamber* | 8,8 | 8,0 | 9,5 | 8,3 | 8,1 |
| Central Administrative Court | 2,8 | 3,3 | 3,7 | 2,3 | 3,1 |
| National High Court - Contentious Administrative Chamber | 9,4 | 8,2 | 9,4 | 7,4 | 8,9 |
| Supreme Court - 3rd Chamber | 4,4 | 4,1 | 5,0 | 5,0 | 8,8 |

* In single instance

Cases in the Administrative Courts

| | 2022 | 2021 | 2020 | 2019 | 2018 |
|---|------|------|------|------|------|
| Land Development | 6,7 | 6,4 | 7,7 | 6,6 | 6,2 |
| Compulsory expropriation | 7,0 | 7,4 | 8,8 | 7,0 | 6,8 |
| Administrative contracting | 6,5 | 5,8 | 7,3 | 6,3 | 6,0 |
| Public ownership | 6,2 | 5,0 | 8,6 | 7,0 | 6,7 |
| Taxes | 4,5 | 4,7 | 5,6 | 4,7 | 4,6 |
| Environment | 6,4 | 7,4 | 7,9 | 7,7 | 6,0 |
| Public functions | 5,5 | 5,2 | 5,7 | 5,0 | 5,1 |
| Labor administration | 5,1 | 4,6 | 6,2 | 5,1 | 5,2 |
| Immigration | 3,1 | 3,1 | 3,8 | 2,5 | 3,2 |
| Administrative penalties | 3,2 | 4,1 | 5,0 | 4,1 | 3,9 |
| Electoral | 3,1 | 1,5 | 3,0 | 0,2 | 27,8 |
| Authorization of entries into home | 1,5 | 1,2 | 1,4 | 1,1 | 1,0 |
| Patrimonial responsibility | 5,8 | 5,3 | 6,3 | 5,3 | 5,0 |
| Sport Doping in | 1,8 | 12,5 | 5,5 | 8,1 | 3,5 |
| Rest | 5,2 | 5,0 | 5,8 | 5,1 | 5,3 |

Cases in the Administrative Courts of the H.C.J.

| | 2022 | 2021 | 2020 | 2019 | 2018 |
|---|------|------|------|------|------|
| Land Development | 10,7 | 10,2 | 10,6 | 9,9 | 9,4 |
| Compulsory expropriation | 10,8 | 9,8 | 12,3 | 10,7 | 9,9 |
| Administrative contracting | 9,0 | 8,6 | 9,9 | 10,2 | 11,2 |
| Taxes | 9,1 | 7,8 | 10,1 | 8,2 | 7,7 |
| Public functions | 9,6 | 8,6 | 8,7 | 8,0 | 7,4 |
| Immigration | 9,0 | 8,6 | 11,3 | 9,3 | 9,6 |
| Local administration and Social Security | 3,6 | 3,7 | 4,6 | 3,4 | 3,4 |
| Administrative penalties | 15,1 | 14,0 | 12,4 | 10,7 | 11,2 |
| Public ownership | 10,3 | 10,1 | 11,3 | 10,5 | 9,0 |
| Patrimonial responsibility | 8,8 | 8,6 | 9,7 | 8,5 | 9,4 |
| Other matters | 6,8 | 6,7 | 7,9 | 7,5 | 7,9 |
| Remedies of Appeal | 7,0 | 7,2 | 7,0 | 5,0 | 5,5 |
| Remedies of Complaint | 1,6 | 1,5 | 2,1 | 1,3 | 1,1 |

Courts of Labor Jurisdiction

| | 2022 | 2021 | 2020 | 2019 | 2018 |
|---|------|------|------|------|------|
| Labor Courts | 5,3 | 5,2 | 6,0 | 4,7 | 4,6 |
| H.C.J.- Labor Chamber | 3,4 | 2,8 | 2,7 | 3,0 | 2,7 |
| National High Court - Labor Chamber | 1,2 | 1,0 | 3,3 | 1,4 | 1,2 |
| Supreme Court - 4 th Chamber | 6,6 | 9,2 | 9,3 | 7,9 | 7,0 |

Cases in the Labor Courts

| | 2022 | 2021 | 2020 | 2019 | 2018 |
|---|------|------|------|------|------|
| Collective disputes | 3,4 | 3,4 | 3,7 | 3,6 | 3,7 |
| Dismissals | 3,4 | 3,2 | 3,9 | 3,2 | 3,1 |
| Amounts | 6,8 | 6,9 | 7,7 | 5,6 | 5,3 |
| Social Security | 6,1 | 5,5 | 7,1 | 5,3 | 5,3 |
| Work accident, Occupational disease, occupational risk prevention | 8,5 | 8,5 | 10,1 | 8,2 | 8,0 |
| Geographic mobility and substantial changes in working conditions | 3,4 | 3,3 | 3,6 | 2,9 | 2,7 |
| Challenge procedures against administrative acts in Labor and Social Security matters | 6,8 | 7,1 | 7,8 | 6,1 | 5,9 |
| Fundamental rights and public freedoms | 4,1 | 4,0 | 4,4 | 4,2 | 4,0 |
| Electoral issues | 4,4 | 4,3 | 4,8 | 2,6 | 3,4 |
| Other matters | 4,6 | 6,2 | 6,5 | 4,7 | 5,3 |

Cases in the Labor Chambers of the High Courts of Justice

| | 2022 | 2021 | 2020 | 2019 | 2018 |
|----------------------|------|------|------|------|------|
| Andalucía | 8,0 | 7,9 | 8,6 | 6,9 | 6,6 |
| Aragón | 4,7 | 4,3 | 5,7 | 4,8 | 4,6 |
| Asturias | 3,8 | 3,5 | 3,9 | 2,9 | 3,0 |
| Balears, Illes | 5,7 | 6,1 | 6,7 | 5,9 | 6,4 |
| Canarias | 3,7 | 4,3 | 5,2 | 3,6 | 3,4 |
| Cantabria | 5,7 | 4,9 | 5,0 | 3,5 | 3,2 |
| Castilla y León | 4,6 | 4,7 | 5,3 | 3,7 | 3,6 |
| Castilla - La Mancha | 4,8 | 4,9 | 5,2 | 4,7 | 4,6 |
| Cataluña | 5,3 | 5,4 | 6,2 | 4,8 | 4,9 |
| Com. Valenciana | 5,4 | 4,9 | 5,9 | 4,9 | 4,7 |
| Extremadura | 5,1 | 4,7 | 5,2 | 4,0 | 3,4 |
| Galicia | 5,1 | 5,3 | 6,6 | 5,4 | 5,7 |
| Madrid | 3,8 | 3,8 | 4,6 | 3,3 | 3,3 |
| Murcia (Región) | 6,0 | 6,2 | 6,5 | 5,0 | 4,9 |
| Navarra | 4,0 | 3,8 | 4,6 | 3,4 | 3,3 |
| País Vasco | 4,7 | 4,1 | 4,7 | 3,4 | 3,2 |
| Rioja (La) | 4,9 | 4,4 | 4,9 | 3,7 | 3,2 |
| SPAIN | 5,3 | 5,2 | 6,0 | 4,7 | 4,6 |

OFFICIAL COMPLAINTS⁵⁴



⁵⁴ Source: Data 2022 of the Citizens Service Unit of the GCJ

**Claims, complaints, suggestions and written requests for information,
according to the body whose action is sought**

| | 2021 | 2022 | Growth |
|---|---------------|---------------|---------------|
| Citizens Service Unit of the GCJ | 16.128 | 16.406 | 1,7% |
| Other Central Bodies | 2.752 | 2.285 | -17,0% |
| TOTAL | 18.800 | 18.691 | -1,00% |

**Reasons for the claims, complaints, suggestions and requests for
information**

| Key issues | Number | Percentage |
|--|---------------|-------------|
| Relating to the operation of tribunals and courts | 10.827 | 68,4% |
| Unclassifiable or uninvolved matter | 2.148 | 13,6% |
| Dissent with a ruling | 1.939 | 12,2% |
| Requests for information | 791 | 5,0% |
| Suggestions | 91 | 0,6% |
| Expressions of gratitude | 44 | 0,3% |
| TOTAL | 15.840 | 100% |

**Breakdown of reasons claims or complaints relating to the Operation of
Tribunals and Courts**

| <i>Modern and open Justice</i> | |
|---|---------------|
| Transparency | 410 |
| General understandability | 3 |
| Attentiveness in justice | 2.776 |
| Answerability to the public | 69 |
| Speed and use of modern technologies in justice | 5.932 |
| Total for "Modern and open Justice" | 9.190 |
| <i>Justice protecting the weakest members of society</i> | |
| Protection of Crime victims | 39 |
| Protection of Children | 2 |
| Protection of disabled People | 14 |
| Immigrants and Justice | 5 |
| Total for "Justice that protects the weakest members of society" | 60 |
| <i>A trusting relationship with lawyers and solicitors of the courts</i> | |
| Ethically sound conduct | 81 |
| Adequately informed citizens | 4 |
| Public-Funding and quality of Justice | 8 |
| Total for a "trusting relationship" | 93 |
| <i>Other reasons not provided for in the Charter of Citizens' Rights</i> | |
| Professionals Practise | 407 |
| Manner in which the professionals perform their duties | 993 |
| Personal data protection | 44 |
| COVID | 40 |
| Total for "other reasons not provided for in the Charter" | 1.484 |
| Total for reasons relating to the operation of Tribunals and Courts | 10.827 |

The first three classes relate to the Charter of Citizens' Rights before Justice.

In the class **A transparent Justice**, we can outline:

- The right to know the status and content of the processes in which interest is accredited (152).
- Adequate phone support (143)

The following matters prompted the largest number of complaints in relation to **Attentiveness in justice**:

- The right to be treated respectfully (894).
- The least burdensome appearance (527).
- Inadequate instrumental means (466).
- Waiting times (252)
- Insufficient schedule (250). Of the total of 250, 235 refer to Public Registry

In the class with the most instances, **Speed and use of modern technologies in justice**, the following matters prompted the largest number of complaints:

- The right to a speedy processing concerning them and to be informed of the reasons for any delays (5.554).

Claims and complaints by judicial body concerned

| Judicial bodies | Number | Percentage |
|-------------------------------------|---------------|-------------|
| Court of First Instance and Enquiry | 4.079 | 37,7% |
| Court of First Instance | 3.063 | 28,3% |
| Magistrates' Courts | 963 | 8,9% |
| Criminal Court | 581 | 5,4% |
| Exclusive Public Registry | 425 | 3,9% |
| Labour Court | 300 | 2,8% |
| Provincial Court | 210 | 1,9% |
| Court of Violence Against Women | 198 | 1,8% |
| Common offices | 148 | 1,4% |
| Exclusive Senior Court | 143 | 1,3% |
| Prison Supervisory Court | 112 | 1,0% |
| High Court of Justice | 110 | 1,0% |
| Justices of the Peace | 103 | 1,0% |
| Commercial Court | 96 | 0,9% |
| Central Public Registry | 88 | 0,8% |
| Administrative Court | 71 | 0,7% |
| National High Court | 42 | 0,4% |
| Supreme Court | 36 | 0,3% |
| Juvenile Court | 18 | 0,2% |
| Central Enquiry Court | 11 | 0,1% |
| Central Administrative Court | 5 | 0,1% |
| Regional Robe Military Court | 4 | 0,0% |
| Central Juvenile Court | 2 | 0,0% |
| Central Robe Military Court | 1 | 0,0% |
| Central Criminal Court | 1 | 0,01% |
| TOTAL | 10.811 | 100% |

Breakdown of other bodies that have been the subject of claims and complaints

| Judicial bodies | Number | Percentage |
|---|--------------|-------------|
| Administration with judicial powers | 434 | 38,5% |
| Government bodies of the Judiciary | 262 | 23,2% |
| Bar Associations | 100 | 8,9% |
| General Council of the Judiciary | 99 | 8,8% |
| Public Prosecutors' Offices | 58 | 5,1% |
| Other administrations | 54 | 4,8% |
| Prisons | 50 | 4,4% |
| Forensic Clinics and Forensic Medicine Institutes | 32 | 2,8% |
| State Security Forces | 16 | 1,4% |
| Constitutional Court | 11 | 1,0% |
| Free Legal Aid Committees | 5 | 0,4% |
| Legal Counselling Offices | 2 | 0,2% |
| Professional Solicitors' Associations | 2 | 0,2% |
| Coordinator and government Court Clerks | 2 | 0,2% |
| Victim support services | 1 | 0,1% |
| TOTAL | 1.128 | 100% |
| Not specified (*) | 1.924 | 69,4% |
| General (**) | 666 | 24,0% |
| General bodies of the Judiciary (***) | 183 | 6,6% |
| TOTAL | 2.773 | 100% |

(*) For any specific jurisdictional area or the claimant does not concrete it.

(**) Requests for information, suggestions or expressions of gratitude and unclassifiable matters are included

(***) Requests referred to a set of judicial bodies

Territorial distribution of the courts/judicial bodies

| Autonomous Region | Number |
|------------------------|---------------|
| Andalucía (*) | 2.220 |
| Madrid | 1.865 |
| Cataluña | 1.538 |
| Comunidad Valenciana | 1.196 |
| Canarias | 1.163 |
| Estado | 687 |
| Galicia | 402 |
| Castilla La Mancha | 384 |
| Región de Murcia | 317 |
| Castilla y León | 289 |
| País Vasco (**) | 288 |
| Islas Baleares | 280 |
| Aragón | 198 |
| Extremadura | 176 |
| Principado de Asturias | 117 |
| Cantabria | 55 |
| La Rioja | 47 |
| Navarra | 26 |
| Sin especificar (***) | 3.532 |
| TOTAL | 14.712 |

(*) The courts/judicial bodies of Ceuta y Melilla are included in Autonomous region of Andalucía

(*) In the Basque Country there are not boxes for complains in judicial sites. This fact could affect the results.

(**) There are related claims and complaints addressed to several Autonomous Region or others that is not possible to establish which of them is related.

Claims and complaints by type of claimant Gender perspective

| Type of person | Number | Percentage |
|----------------|---------------|-------------|
| Male | 8.420 | 58,8% |
| Female | 6.113 | 41,6% |
| Judicial body | 265 | 0,9% |
| Unspecified | 35 | 0,3% |
| TOTAL | 14.833 | 100% |

Legal status of claimant

| Type of petitioner | Number | Percentage |
|--------------------------------------|---------------|-------------|
| Private individuals | 10.487 | 70,7% |
| Legal professionals | 3.557 | 24,0% |
| Penitentiary centre convicts | 475 | 3,2% |
| Commercial bodies | 222 | 1,5% |
| Anonymous | 35 | 0,2% |
| Groups/Associations | 25 | 0,2% |
| Judicial Bodies and judicial members | 12 | 0,1% |
| Courts Staffs | 10 | 0,1% |
| Bar Associations | 6 | 0,0% |
| Public body | 3 | 0,0% |
| Public Prosecutor | 1 | 0,0% |
| TOTAL | 14.833 | 100% |

Number of claims that had entertained and what type of Measures had taken for improvement

| Type of measure approved | Number | Percentage |
|---|------------|-------------|
| Procedural | 327 | 51,5% |
| Transfer to a different competent body | 153 | 24,1% |
| Organisation of the judicial office | 50 | 7,9% |
| Competency measures | 46 | 7,2% |
| Organization, material and personnel measures | 34 | 5,4% |
| Personnel resources | 12 | 1,9% |
| Proceedings instituted | 7 | 1,1% |
| Disciplinary | 6 | 0,9% |
| TOTAL | 635 | 100% |

| Claims sending to initiate disciplinary proceedings | Number |
|---|------------|
| Sending to Ombudsman for Disciplinary Action (for judges and magistrates) | 351 |
| Sending to competent body for disciplinary matter | 24 |
| Transfer to coordinating secretary | 1 |
| TOTAL | 376 |

KEY INDICATORS



KEY INDICATORS. ALL JURISDICTIONS

Rates

| | 2021 | 2022 | Evolution |
|------------|------|------|-----------|
| Clearance | 1,01 | 0,97 | -4,1% |
| Pending | 0,50 | 0,53 | 5,7% |
| Congestion | 1,49 | 1,52 | 2,0% |

Litigation Rate (Incoming cases per 1,000 inhabitants)

| 2021 | 2022 | Evolution |
|-------|-------|-----------|
| 132,4 | 140,8 | 6,3% |

Incoming cases per magistrate

| 2021 | 2022 | Evolution |
|---------|---------|-----------|
| 1.161,9 | 1.227,3 | 5,6% |

Judgements per magistrate

| 2021 | 2022 | Evolution |
|-------|-------|-----------|
| 309,1 | 306,2 | -0,9% |

Rough estimation
Percentage of judgements which have been appealed

| 2021 | 2022 | Evolution |
|-------|-------|-----------|
| 15,9% | 16,4% | 3,3% |

Percentage of granted appeals

| | 2021 | 2022 | Evolution |
|-------------------|-------|-------|-----------|
| Appeals | 70,8% | 70,9% | 0,2% |
| Cassation Appeals | 89,1% | 89,6% | 0,5% |

Percentage of judgements delivered by members of the judiciary

| 2021 | 2022 | Evolution |
|-------|-------|-----------|
| 87,3% | 88,5% | 1,4% |

Estimated length of proceedings

| | 2021 | 2022 | Evolution |
|--------------------------|------|------|-----------|
| First Instance | 6,4 | 6,1 | -5,3% |
| 2 nd Instance | 4,7 | 5,3 | 13,9% |
| Supreme Court | 14,5 | 14,1 | -2,5% |

KEY INDICATORS. CIVIL JURISDICTIONS

Rates

| | 2021 | 2022 | Evolution |
|------------|------|------|-----------|
| Clearance | 1,00 | 0,94 | -6,2% |
| Pending | 0,67 | 0,73 | 7,9% |
| Congestion | 1,67 | 1,73 | 3,3% |

Litigation Rate (Incoming cases per 1,000 inhabitants)

| 2021 | 2022 | Evolution |
|------|------|-----------|
| 54,5 | 59,3 | 8,8% |

Incoming cases per magistrate

| 2021 | 2022 | Evolution |
|-------|-------|-----------|
| 915,4 | 985,5 | 7,7% |

Judgements per magistrate

| 2021 | 2022 | Evolution |
|-------|-------|-----------|
| 264,2 | 258,8 | -2,0% |

Percentage of judgements which have been appealed

| 2021 | 2022 | Evolution |
|-------|-------|-----------|
| 15,8% | 16,7% | 6,1% |

Percentage of granted appeals

| | 2021 | 2022 | Evolution |
|-------------------|-------|-------|-----------|
| Appeals | 62,0% | 62,5% | 0,8% |
| Cassation Appeals | 87,4% | 88,2% | 1,0% |

Rough estimation

Percentage of judgements delivered by members of the judiciary

| 2021 | 2022 | Evolution |
|-------|-------|-----------|
| 85,8% | 86,8% | 1,2% |

Estimated length of proceedings

| | 2021 | 2022 | Evolution |
|--------------------------|------|------|-----------|
| First Instance | 8,7 | 8,1 | -6,8% |
| 2 nd Instance | 5,6 | 6,5 | 15,2% |
| Supreme Court | 24,6 | 24,3 | -1,0% |

KEY INDICATORS. CRIMINAL JURISDICTIONS

Rates

| | 2021 | 2022 | Evolution |
|------------|------|------|-----------|
| Clearance | 1,01 | 0,98 | -2,8% |
| Pending | 0,27 | 0,28 | 5,2% |
| Congestion | 1,26 | 1,27 | 1,2% |

Litigation Rate (Incoming cases per 1,000 inhabitants)

| 2021 | 2022 | Evolution |
|------|------|-----------|
| 63,6 | 67,9 | 6,7% |

Incoming cases per magistrate

| 2021 | 2022 | Evolution |
|---------|---------|-----------|
| 1.043,5 | 1.109,2 | 6,3% |

Judgements per magistrate

| 2021 | 2022 | Evolution |
|-------|-------|-----------|
| 194,2 | 197,3 | 1,6% |

Percentage of judgements which have been appealed

| 2021 | 2022 | Evolution |
|------|------|-----------|
| 9,4% | 9,4% | -0,7% |

Percentage of granted appeals

| | 2021 | 2022 | Evolution |
|-------------------|-------|-------|-----------|
| Appeals | 78,8% | 79,3% | 0,6% |
| Cassation Appeals | 92,4% | 93,6% | 1,3% |

Rough estimation

Percentage of judgements delivered by members of the judiciary

| 2021 | 2022 | Evolution |
|-------|-------|-----------|
| 88,0% | 89,3% | 1,4% |

Estimated length of proceedings

| | 2021 | 2022 | Evolution |
|--------------------------|------|------|-----------|
| First Instance | 3,5 | 3,4 | -3,6% |
| 2 nd Instance | 1,6 | 1,9 | 20,6% |
| Supreme Court | 9,1 | 8,8 | -3,8% |

KEY INDICATORS. ADMINISTRATIVE JURISDICTIONS

Rates

| | 2021 | 2022 | Evolution |
|------------|------|------|-----------|
| Clearance | 1,00 | 1,02 | 2,1% |
| Pending | 0,98 | 0,98 | -0,4% |
| Congestion | 1,96 | 1,97 | 0,3% |

Litigation Rate (Incoming cases per 1,000 inhabitants)

| 2021 | 2022 | Evolution |
|------|------|-----------|
| 4,7 | 4,6 | -2,2% |

Incoming cases per magistrate

| 2021 | 2022 | Evolution |
|-------|-------|-----------|
| 391,3 | 381,3 | -2,6% |

Judgements per magistrate

| 2021 | 2022 | Evolution |
|-------|-------|-----------|
| 237,4 | 241,2 | 1,6% |

Rough estimation

Percentage of judgements which have been appealed

| 2021 | 2022 | Evolution |
|-------|-------|-----------|
| 25,5% | 22,7% | -11,0% |

Percentage of granted appeals

| | 2021 | 2022 | Evolution |
|-------------------|-------|-------|-----------|
| Appeals | 74,0% | 75,3% | 1,8% |
| Cassation Appeals | 90,5% | 88,3% | -2,5% |

Percentage of judgements delivered by members of the judiciary

| 2021 | 2022 | Evolution |
|-------|-------|-----------|
| 95,1% | 94,3% | -0,8% |

Estimated length of proceedings

| | 2021 | 2022 | Evolution |
|--------------------------|------|------|-----------|
| First Instance | 12,3 | 11,7 | -5,0% |
| 2 nd Instance | 14,0 | 13,8 | -1,9% |
| High Court | 8,6 | 8,4 | -3,3% |

KEY INDICATORS. LABOR JURISDICTIONS

Rates

| | 2021 | 2022 | Evolution |
|------------|------|------|-----------|
| Clearance | 1,02 | 0,98 | -3,8% |
| Pending | 0,80 | 0,85 | 6,8% |
| Congestion | 1,81 | 1,86 | 2,7% |

Litigation Rate (Incoming cases per 1,000 inhabitants)

| 2021 | 2022 | Evolution |
|------|------|-----------|
| 9,4 | 9,3 | -1,3% |

Incoming cases per magistrate

| 2021 | 2022 | Evolution |
|-------|-------|-----------|
| 787,7 | 767,2 | -2,6% |

Judgements per magistrate

| 2021 | 2022 | Evolution |
|-------|-------|-----------|
| 396,9 | 382,4 | -3,6% |

Percentage of judgements which have been appealed

| 2021 | 2022 | Evolution |
|-------|-------|-----------|
| 30,3% | 33,5% | 10,6% |

Percentage of granted appeals

| | 2021 | 2022 | Evolution |
|-------------------|-------|-------|-----------|
| Appeals | 77,6% | 76,7% | -1,2% |
| Cassation Appeals | 85,7% | 89,3% | 4,1% |

Rough estimation

Percentage of judgements delivered by members of the judiciary

| 2021 | 2022 | Evolution |
|-------|-------|-----------|
| 86,7% | 88,2% | 1,7% |

Estimated length of proceedings

| | 2021 | 2022 | Evolution |
|--------------------------|------|------|-----------|
| First Instance | 11,1 | 10,4 | -6,3% |
| 2 nd Instance | 5,0 | 6,2 | 24,0% |
| Hight Court | 18,5 | 17,4 | -5,9% |